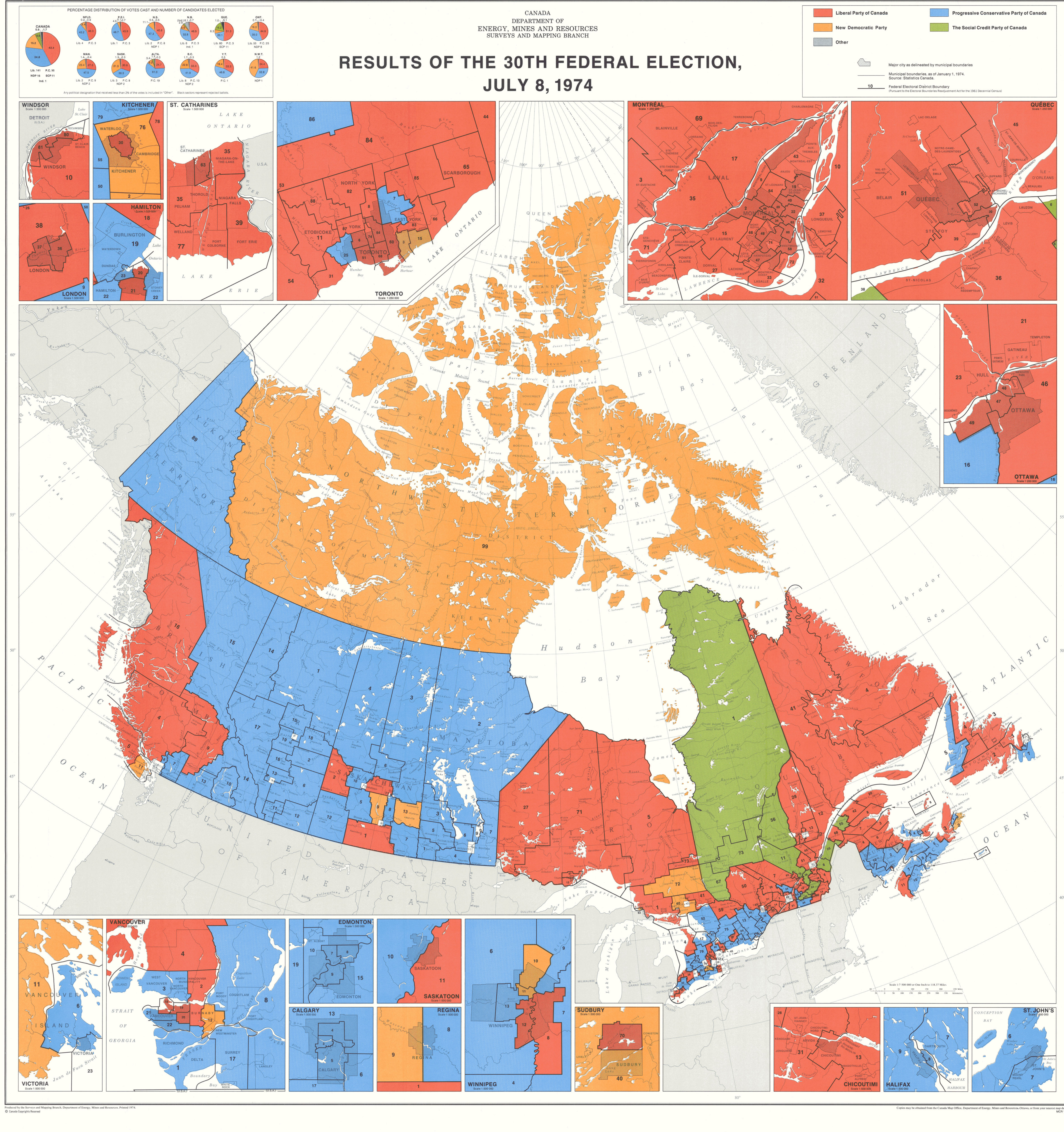


CANDIDATES ELECTED AND DISTRIBUTION OF VOTES CAST	CANDIDATE ELECTED	NUMBER OF VOTES	DISTRIBUTION OF VOTES CAST (%)				
			LIB.	P.C.	NDP	SCP	OTHER
NEWFOUNDLAND		299 551	58.8	43.2	8.4	0.2	0.5
1 Bonaville - Trinity-Concepton	D. Roper	43 646	61.4	40.2	4.0	0.2	1.4
2 Burt's - Rogers	Hon. G.C. Jamieson	20 787	54.3	33.3	4.3	0.1	0.6
3 Gander - Twillingate	G.B. Bajer	40 414	57.4	36.4	2.9	0.1	0.5
4 Grand Falls - Villa Bay-Labrador	R. Sweeney	12 580	57.1	36.7	16.9	0.1	0.5
5 Humberton - George's - St. Barbe	Hon. J. McMillan	50 725	59.3	35.8	3.2	0.1	0.7
6 St. John's East	Hon. J. McMillan	51 337	62.2	45.9	4.8	0.1	0.7
PRINCE EDWARD ISLAND							
1 Charlottetown	Hon. J.J. Macdonald	18 274	79.9	40.0	10.0	0.5	0.5
2 Summerside	Hon. J.J. Macdonald	15 700	78.8	34.1	5.8	0.7	0.5
3 Montserrat	Hon. J.J. Macdonald	13 809	82.4	44.3	9.4	0.8	0.5
NOVA SCOTIA							
1 Antigonish Valley	J.P. Novak	50 787	78.1	49.9	10.2	3.7	0.3
2 Cape Breton-East Richmond	Hon. J.J. Macdonald	40 646	79.7	55.5	20.3	5.6	0.6
3 Cape Breton-Highlands-Canso	Hon. J.J. Macdonald	42 370	77.9	38.7	16.9	5.4	0.4
4 Central Nova	Hon. J.J. Macdonald	42 075	78.2	38.8	10.1	8.7	0.9
5 Cumberland - Colchester North	Hon. J.J. Macdonald	45 190	78.8	40.2	16.9	5.4	0.4
6 Dartmouth - Halifax East	Hon. J.J. Macdonald	59 264	72.6	40.6	11.3	7.2	0.4
7 Halifax - East Hants	Hon. J.J. Macdonald	45 190	78.8	40.2	16.9	5.4	0.4
8 Halifax - West Hants	Hon. J.J. Macdonald	45 190	78.8	40.2	16.9	5.4	0.4
9 South Shore	Hon. J.J. Macdonald	45 190	78.8	40.2	16.9	5.4	0.4
10 South West Nova	Hon. J.J. Macdonald	45 190	78.8	40.2	16.9	5.4	0.4
11 South West Nova	Hon. J.J. Macdonald	45 190	78.8	40.2	16.9	5.4	0.4
12 South West Nova	Hon. J.J. Macdonald	45 190	78.8	40.2	16.9	5.4	0.4
13 South West Nova	Hon. J.J. Macdonald	45 190	78.8	40.2	16.9	5.4	0.4
14 South West Nova	Hon. J.J. Macdonald	45 190	78.8	40.2	16.9	5.4	0.4
15 South West Nova	Hon. J.J. Macdonald	45 190	78.8	40.2	16.9	5.4	0.4
16 South West Nova	Hon. J.J. Macdonald	45 190	78.8	40.2	16.9	5.4	0.4
17 South West Nova	Hon. J.J. Macdonald	45 190	78.8	40.2	16.9	5.4	0.4
18 South West Nova	Hon. J.J. Macdonald	45 190	78.8	40.2	16.9	5.4	0.4
19 South West Nova	Hon. J.J. Macdonald	45 190	78.8	40.2	16.9	5.4	0.4
20 South West Nova	Hon. J.J. Macdonald	45 190	78.8	40.2	16.9	5.4	0.4
21 South West Nova	Hon. J.J. Macdonald	45 190	78.8	40.2	16.9	5.4	0.4
22 South West Nova	Hon. J.J. Macdonald	45 190	78.8	40.2	16.9	5.4	0.4
23 South West Nova	Hon. J.J. Macdonald	45 190	78.8	40.2	16.9	5.4	0.4
24 South West Nova	Hon. J.J. Macdonald	45 190	78.8	40.2	16.9	5.4	0.4
25 South West Nova	Hon. J.J. Macdonald	45 190	78.8	40.2	16.9	5.4	0.4
26 South West Nova	Hon. J.J. Macdonald	45 190	78.8	40.2	16.9	5.4	0.4
27 South West Nova	Hon. J.J. Macdonald	45 190	78.8	40.2	16.9	5.4	0.4
28 South West Nova	Hon. J.J. Macdonald	45 190	78.8	40.2	16.9	5.4	0.4
29 South West Nova	Hon. J.J. Macdonald	45 190	78.8	40.2	16.9	5.4	0.4
30 South West Nova	Hon. J.J. Macdonald	45 190	78.8	40.2	16.9	5.4	0.4
31 South West Nova	Hon. J.J. Macdonald	45 190	78.8	40.2	16.9	5.4	0.4
32 South West Nova	Hon. J.J. Macdonald	45 190	78.8	40.2	16.9	5.4	0.4
33 South West Nova	Hon. J.J. Macdonald	45 190	78.8	40.2	16.9	5.4	0.4
34 South West Nova	Hon. J.J. Macdonald	45 190	78.8	40.2	16.9	5.4	0.4
35 South West Nova	Hon. J.J. Macdonald	45 190	78.8	40.2	16.9	5.4	0.4
36 South West Nova	Hon. J.J. Macdonald	45 190	78.8	40.2	16.9	5.4	0.4
37 South West Nova	Hon. J.J. Macdonald	45 190	78.8	40.2	16.9	5.4	0.4
38 South West Nova	Hon. J.J. Macdonald	45 190	78.8	40.2	16.9	5.4	0.4
39 South West Nova	Hon. J.J. Macdonald	45 190	78.8	40.2	16.9	5.4	0.4
40 South West Nova	Hon. J.J. Macdonald	45 190	78.8	40.2	16.9	5.4	0.4
41 South West Nova	Hon. J.J. Macdonald	45 190	78.8	40.2	16.9	5.4	0.4
42 South West Nova	Hon. J.J. Macdonald	45 190	78.8	40.2	16.9	5.4	0.4
43 South West Nova	Hon. J.J. Macdonald	45 190	78.8	40.2	16.9	5.4	0.4
44 South West Nova	Hon. J.J. Macdonald	45 190	78.8	40.2	16.9	5.4	0.4
45 South West Nova	Hon. J.J. Macdonald	45 190	78.8	40.2	16.9	5.4	0.4
46 South West Nova	Hon. J.J. Macdonald	45 190	78.8	40.2	16.9	5.4	0.4
47 South West Nova	Hon. J.J. Macdonald	45 190	78.8	40.2	16.9	5.4	0.4
48 South West Nova	Hon. J.J. Macdonald	45 190	78.8	40.2	16.9	5.4	0.4
49 South West Nova	Hon. J.J. Macdonald	45 190	78.8	40.2	16.9	5.4	0.4
50 South West Nova	Hon. J.J. Macdonald	45 190	78.8	40.2	16.9	5.4	0.4
51 South West Nova	Hon. J.J. Macdonald	45 190	78.8	40.2	16.9	5.4	0.4
52 South West Nova	Hon. J.J. Macdonald	45 190	78.8	40.2	16.9	5.4	0.4
53 South West Nova	Hon. J.J. Macdonald	45 190	78.8	40.2	16.9	5.4	0.4
54 South West Nova	Hon. J.J. Macdonald	45 190	78.8	40.2	16.9	5.4	0.4
55 South West Nova	Hon. J.J. Macdonald	45 190	78.8	40.2	16.9	5.4	0.4
56 South West Nova	Hon. J.J. Macdonald	45 190	78.8	40.2	16.9	5.4	0.4
57 South West Nova	Hon. J.J. Macdonald	45 190	78.8	40.2	16.9	5.4	0.4
58 South West Nova	Hon. J.J. Macdonald	45 190	78.8	40.2	16.9	5.4	0.4
59 South West Nova	Hon. J.J. Macdonald	45 190	78.8	40.2	16.9	5.4	0.4
60 South West Nova	Hon. J.J. Macdonald	45 190	78.8	40.2	16.9	5.4	0.4
61 South West Nova	Hon. J.J. Macdonald	45 190	78.8	40.2	16.9	5.4	0.4
62 South West Nova	Hon. J.J. Macdonald	45 190	78.8	40.2	16.9	5.4	0.4
63 South West Nova	Hon. J.J. Macdonald	45 190	78.8	40.2	16.9	5.4	0.4
64 South West Nova	Hon. J.J. Macdonald	45 190	78.8	40.2	16.9	5.4	0.4
65 South West Nova	Hon. J.J. Macdonald	45 190	78.8	40.2	16.9	5.4	0.4
66 South West Nova	Hon. J.J. Macdonald	45 190	78.8	40.2	16.9	5.4	0.4
67 South West Nova	Hon. J.J. Macdonald	45 190	78.8	40.2	16.9	5.4	0.4
68 South West Nova	Hon. J.J. Macdonald	45 190	78.8	40.2	16.9	5.4	0.4
69 South West Nova	Hon. J.J. Macdonald	45 190	78.8	40.2	16.9	5.4	0.4
70 South West Nova	Hon. J.J. Macdonald	45 190	78.8	40.2	16.9	5.4	0.4
71 South West Nova	Hon. J.J. Macdonald	45 190	78.8	40.2	16.9	5.4	0.4
72 South West Nova	Hon. J.J. Macdonald	45 190	78.8	40.2	16.9	5.4	0.4
73 South West Nova	Hon. J.J. Macdonald	45 190	78.8	40.2	16.9	5.4	0.4
74 South West Nova	Hon. J.J. Macdonald	45 190	78.8	40.2	16.9	5.4	0.4
75 South West Nova	Hon. J.J. Macdonald	45 190	78.8	40.2	16.9	5.4	0.4
76 South West Nova	Hon. J.J. Macdonald	45 190	78.8	40.2	16.9	5.4	0.4
77 South West Nova	Hon. J.J. Macdonald	45 190	78.8	40.2	16.9	5.4	0.4
78 South West Nova	Hon. J.J. Macdonald	45 190	78.8	40.2	16.9	5.4	0.4
79 South West Nova	Hon. J.J. Macdonald	45 190	78.8	40.2	16.9	5.4	0.4
80 South West Nova	Hon. J.J. Macdonald	45 190	78.8	40.2	16.9	5.4	0.4
81 South West Nova	Hon. J.J. Macdonald	45 190	78.8	40.2	16.9	5.4	0.4
82 South West Nova	Hon. J.J. Macdonald	45 190	78.8	40.2	16.9	5.4	0.4
83 South West Nova	Hon. J.J. Macdonald	45 190	78.8	40.2	16.9	5.4	0.4
84 South West Nova	Hon. J.J. Macdonald	45 190	78.8	40.2	16.9	5.4	0.4
85 South West Nova	Hon. J.J. Macdonald	45 190	78.8	40.2	16.9	5.4	0.4
86 South West Nova	Hon. J.J. Macdonald	45 190	78.8	40.2	16.9	5.4	0.4
87 South West Nova	Hon. J.J. Macdonald	45 190	78.8	40.2	16.9	5.4	0.4
88 South West Nova	Hon. J.J. Macdonald	45 190	78.8	40.2	16.9	5.4	0.4
89 South West Nova	Hon. J.J. Macdonald	45 190	78.8	40.2	16.9	5.4	0.4
90 South West Nova	Hon. J.J. Macdonald	45 190	78.8	40.2	16.9	5.4	0.4
91 South West Nova	Hon. J.J. Macdonald	45 190	78.8	40.2	16.9	5.4	0.4
92 South West Nova	Hon. J.J. Macdonald	45 190	78.8	40.2	16.9	5.4	0.4
93 South West Nova	Hon. J.J. Macdonald	45 190	78.8	40.2	16.9	5.4	0.4
94 South West Nova	Hon. J.J. Macdonald	45 190	78.8	40.2	16.9	5.4	0.4
95 South West Nova	Hon. J.J. Macdonald	45 190	78.8	40.2	16.9	5.4	0.4
96 South West Nova	Hon. J.J. Macdonald	45 190	78.8	40.2	16.9	5.4	0.4
97 South West Nova	Hon. J.J. Macdonald	45 190	78.8	40.2	16.9	5.4	0.4
98 South West Nova	Hon. J.J. Macdonald	45 190	78.8	40.2	16.9	5.4	0.4
99 South West Nova	Hon. J.J. Macdonald	45 190	78.8	40.2	16.9	5.4	0.4
100 South West Nova	Hon. J.J. Macdonald	45 190	78.8	40.2	16.9	5.4	0.4

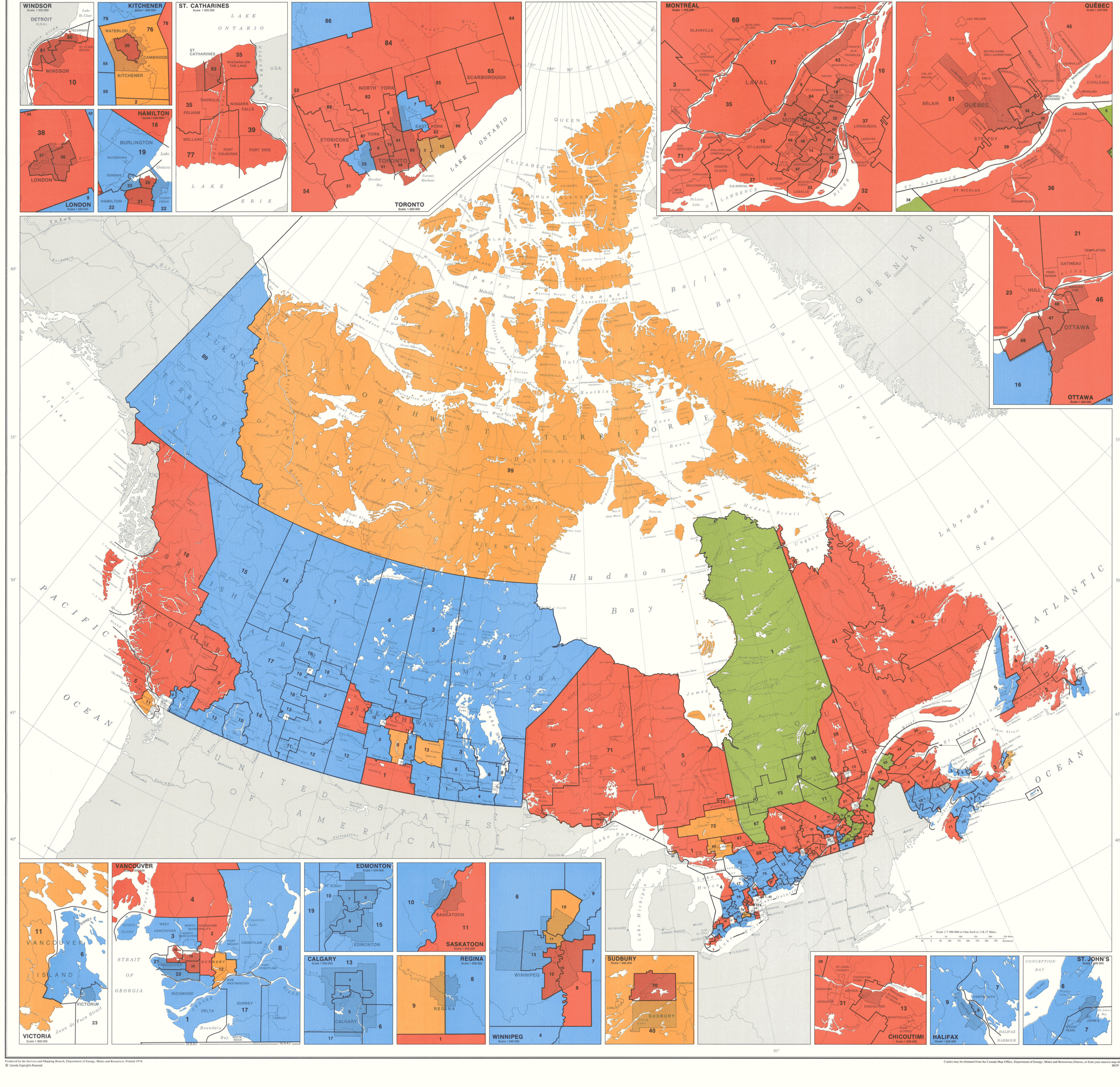
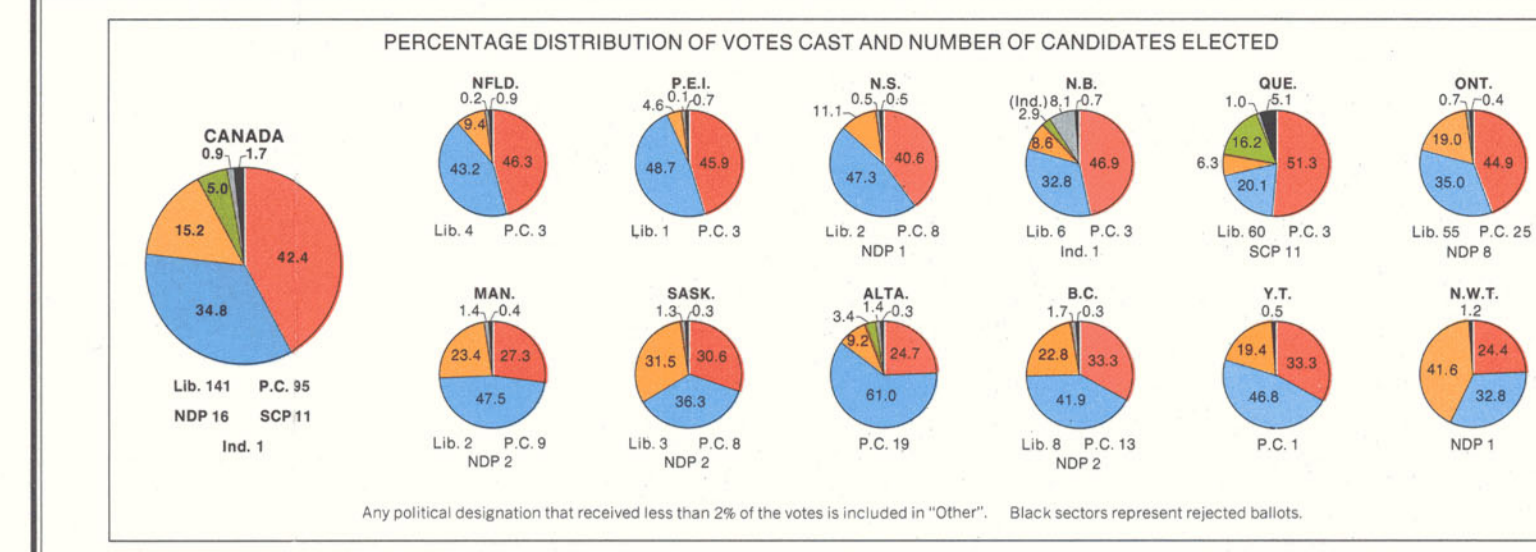


CANADA
DEPARTMENT OF
ENERGY, MINES AND RESOURCES
SURVEYS AND MAPPING BRANCH

RESULTS OF THE 30TH FEDERAL ELECTION, JULY 8, 1974

■ Liberal Party of Canada
■ Progressive Conservative Party of Canada
■ New Democratic Party
■ The Social Credit Party of Canada
■ Other

Major city as delineated by municipal boundaries
 Municipal boundaries, as of January 1, 1974.
 Source: Statistics Canada.



Prepared by the Surveys and Mapping Branch, Department of Energy, Mines and Resources, Ottawa, from data received from the
 © Crown Copyright Reserved.