









LEGEND

-  Crystal bed
-  Patches of crystal surrounded by mud
-  Mud overlain by intermittent crystal
-  Limit of crystal bed
-  Drill-hole
-  Spring
-  Land contours
-  Lake bottom contours

DEPOSIT No. 48
ALSASK SODIUM SULPHATE DEPOSIT

Secs 21, 27, 28, 33, 34, Tp. 27, R. 28

West of the 3rd. Meridian

SASKATCHEWAN

Scale of Feet
 0 500 1000 1500