





DEPARTMENT OF MINES, MINES BRANCH



LEGEND

-  Margin of Bog
-  Wooded areas
-  Contours of bottom
-  Drill-hole, depth of peat

Note:

- B+ } Indicating a peat more or less suitable for fuel
- AB- }
- AB }
- AB+ }
- C+ } Indicating a peat more or less suitable for moss litter
- BC }
- BC+ }

Scale of Feet

