

Preface

This open file presents the numerical code for the 31 computer programs used in the operation of the automated size analyzers located in the soft sediment laboratory at the Atlantic Geoscience Centre, Bedford Institute of Oceanography, Dartmouth, Nova Scotia. The three principle instruments include the BIST-2 (Bedford Institute of Oceanography Settling Tube #2) settling tube, the Micromeritics SediGraph 5000D, and the Coulter Counter TAI. The computer programs are written in AppleSoft Basic, and in a few instances, binary format. The settling tube and the SediGraph are interfaced to Apple IIplus microcomputers, and the Coulter Counter is interfaced to an Apple IIe.

The programs were written principally for internal use only. However, the many requests from laboratories around the world for the code relating to our size analysis programs have encouraged us in the release of these program codes. We are presently converting these same programs into TurboPascal code to be operated on IBM type microcomputers.

Following the preface is a Program Flow diagram that can be used to locate individual programs and their relationship to the flow of data among and between instruments. Individual chapter numbers and program names are indicated on the diagram. The diagram also shows whether a particular program reads files, creates files and/or outputs either on a screen or as a paper copy. Preceding each chapter (or program) is another Program Flow Diagram specifically detailing the location of the program with respect to an individual instrument series. A brief description precedes the program code in each case. Program Ready is mentioned in each of these Flow Diagrams. It is the ultimate data graphics and statistical program that provides the final reports to the end-user. Program Ready can be obtained as a Geological Survey of Canada Open File 1240 under the authors D.W. Hackett, J.P.M. Syvitski, W. Prime, and A.G. Sherin and title Sediment Size Analysis System Users Guide.

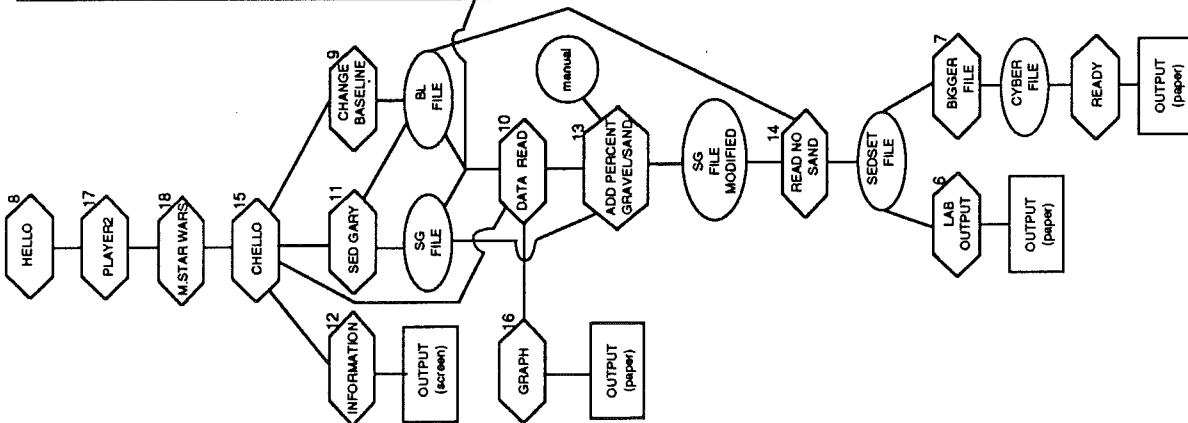
Aspects of this very complex nesting of programs owes much to the time and consideration of D.A. Clattenburg (lab officer), and G. Duchesne (consultant). Part of the main Coulter Counter program came from the Florida Coulter laboratory with their permission to incorporate it into our software structure. We thank these individuals for their time and effort.

Table Of Contents

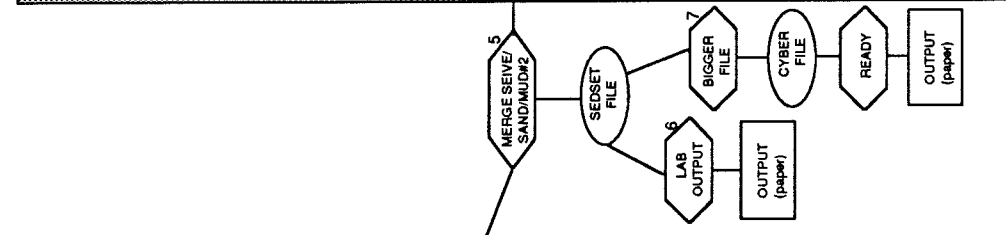
Preface
Program Flow Diagram

<u>Chapter</u>	<u>Program Name</u>
1a	Hello (Settling Tube)
1b	Log Data-1
2	Log Data Tube #2
3	Add-3
4	Sieve-Settling Tube Merge #2
5	Merge Sieve/Sand/Mud #2
6	Lab Output
7	Bigger File
8	Hello" (Sedigraph)
9	Change Baseline #
10	Data Read
11	Sed Gary
12	Information (Sedigraph)
13	Add Percent Gravel/Sand
14	Read No Sand
15	Chello (Sedigraph)
16	Graph
17	Player2
18	M Star Wars
19a	Hello (Coulter Counter)
19b	Letter
20	CHello (Coulter Counter)
21	Main Program
22	File Changer
23	Information (Coulter Counter)
24	BLoad Finder
25	Night Program
26	Overlap
27	Coulter Counter-Settling Tube
28	Night Program 2
29	Overlap 2

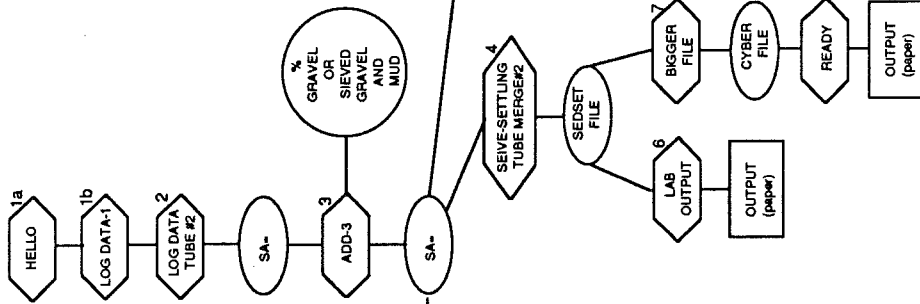
SEDIGRAPH



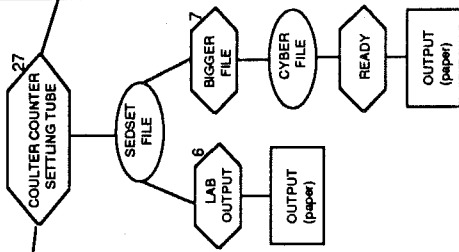
SEDIGRAPH & SETTLING TUBE



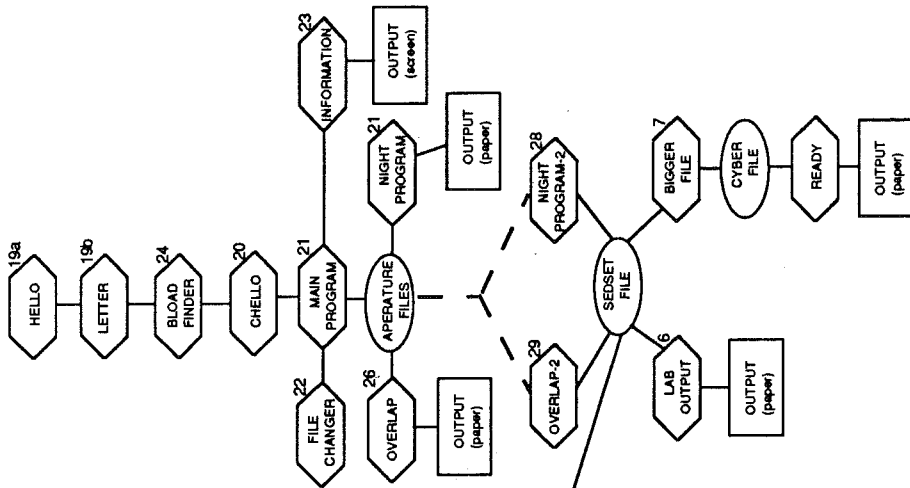
SETTLING TUBE



COULTER COUNTER & SETTLING TUBE



COULTER COUNTER



chapter listing of code

- 22 (hexagon) = computer program
- (oval) = computer file
- (rectangle) = paper or screen output
- - - = escape by control reset
- (circle) = manual addition of data

SETTLING TUBE



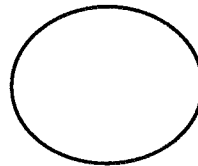
= computer program



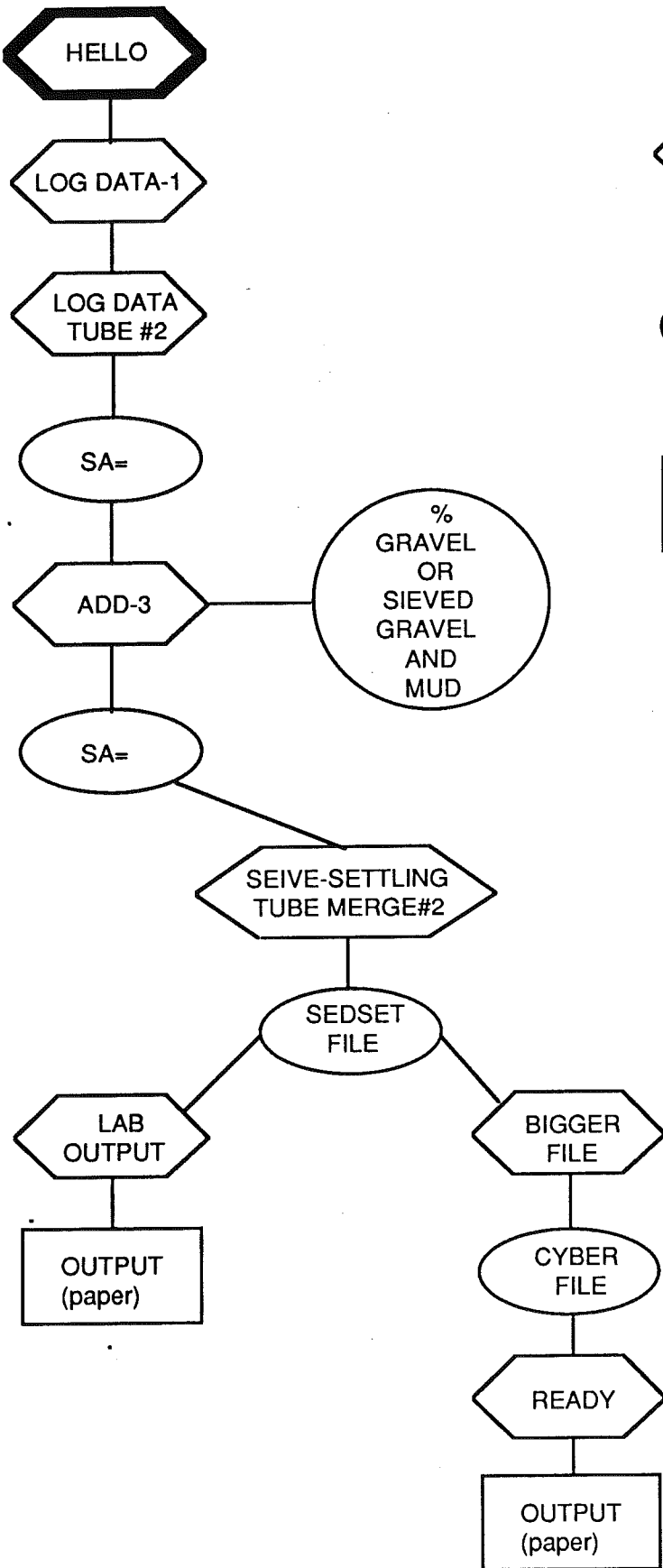
= computer file



= paper or screen output



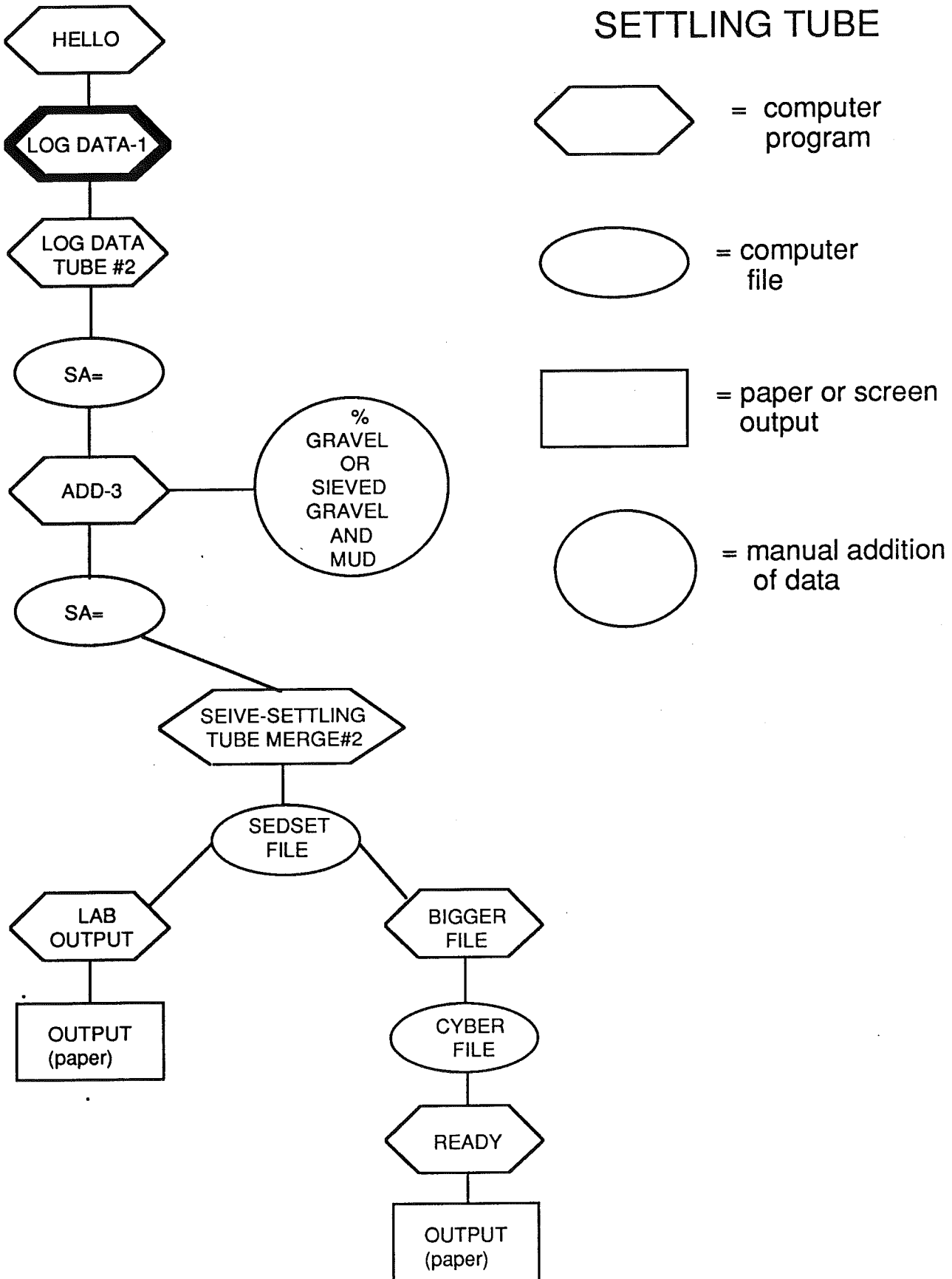
= manual addition of data



This program initializes the settling tube diskette.

```
10  REM
20  PRINT "SETTLING COLUMN RAW DATA DISKETTE #152-AE163 + APPLE SYSTEM"
30  END
```

SETTLING TUBE



This program is the first part of the logging program for the settling tube. It checks to see if the Mountain® Apple clock is functioning, the status of the balance, and the amount of disk space used and the amount left. If there is less than 20 sectors left a warning will be given. It will next ask if you wish to use "LOG DATA" for the old tube or "LOG DATA TUBE #2" for the present tube.

```
0 REM
1 D$ = "*": REM CONTROL D WITHIN QUOTES
5 DIM T$(2)
8 PRINT D$;"IN#4"
10 PRINT D$;"PR#4"
12 FOR J = 1 TO 2
14 INPUT " ";T$(J)
16 NEXT J
18 PRINT D$;"IN#0"
20 PRINT D$;"PR#0"
22 IF RIGHT$(T$(1),3) < > RIGHT$(T$(2),3) THEN 30
24 INVERSE
25 PRINT TAB( 5);"CLOCK MALFUNCTION - PLEASE RESET  ": NORMAL
27 GOTO 815
30 MEM = ( PEEK (978) - ( PEEK (978) > 127) * 256) * 256 + 2947:AE = 174 - (157 - PEEK
(978))
40 NS = 403 + 93 * ( PEEK (MEM + 2925) = 16)
490 RESTORE : FOR I = 896 TO 960: READ P: POKE I,P: NEXT
500 AE = 149 - (157 - PEEK (978)): POKE 905,AE: POKE 938,AE
510 D = PEEK (MEM + 485):S = PEEK (MEM + 487)
520 POKE 897,S * 16: POKE 911,S * 16: POKE 898,D: POKE 912,D
530 CALL 919: REM $397
540 R = PEEK (917) + 256 * PEEK (918):U = NS - R
550 PRINT "SECTORS USED=";: PRINT "*";U
560 PRINT "SECTORS FREE=";: PRINT "*";R
570 IF R > 25 THEN 600
```

```
LEFT": NORMAL
590 PRINT TAB( 5); INVERSE : FLASH : PRINT "PRESS CTRL 'C' AND RETURN TO
ESCAPE": NORMAL
600 NORMAL
630 DATA
1,96,1,0,17,0,145,3,0,149,0,0,1,0,0,96,1,0,1,239,216,0,0,169,3,160,128,32,217,3,162,0,14
2,149,3,142,150,3,160,56,185,0,149,162,8,10,144,8,238,149,3,208,3,238,150,3,202,208,24
2,200,192,196,144,232,96
650 PRINT
660 PRINT
670 PRINT
700 PRINT TAB( 5);"DO YOU WISH TO RUN:"
705 PRINT
710 PRINT TAB( 7);"(1) LOG DATA"
715 PRINT
720 PRINT TAB( 14);"OR"
725 PRINT
730 PRINT TAB( 7);"(2) LOG DATA TUBE #2"
740 PRINT
750 PRINT TAB( 5);"PLEASE CHOOSE A NUMBER"
755 PRINT
760 INPUT X$
770 IF X$ = "1" GOTO 800
780 IF X$ = "2" GOTO 810
790 GOTO 700
800 PRINT D$;"RUN LOG DATA"
805 END
810 PRINT D$;"RUN LOG DATA TUBE #2"
815 END
```

This program automatically is run by running "Log Data-1" after making the the selection of Tube #2. It sets up header information such as sample ID, height of column, temperature etc. through prompts. It creates an output file called "SA=lab number". The program allows 449 data points to be saved. In addition to logging the raw data points (time vs cumulative weight), the program performs the interactive communication between the balance and the micro-computer. A built-in (user friendly menu-driven) stepping routine allows, for instance, a greater number of data points in the coarse end of the size spectrum.

```
0 REM
1 GOTO 1000
2 G$ = CHR$(4)
7 PRINT G$"IN#3"
15 FOR J = 1 TO NF
16 FOR K = 1 TO NK: GOSUB 8000: NEXT K
17 WT = VAL ( MID$ (Z$(1),5,9))
20 NR = NR + 1
25 W(NR) = WT
30 NEXT J
99 RETURN
1000 REM
1010 REM MAIN PROGRAM
1020 REM -----
1030 D$ = "*": REM CONTROL D
1040 PRINT D$;"NOMON I,O,C"
1050 SC = 4: REM APPLE CLOCK SLOT
1060 DIM DU(10),ST(10)
1065 DIM TB(10),TE(10)
1067 DIM NL(10)
1070 DIM W(500),Z$(1)
1096 PRINT "AGC SETTLING COLUMN DATA ACQUISITION"
```

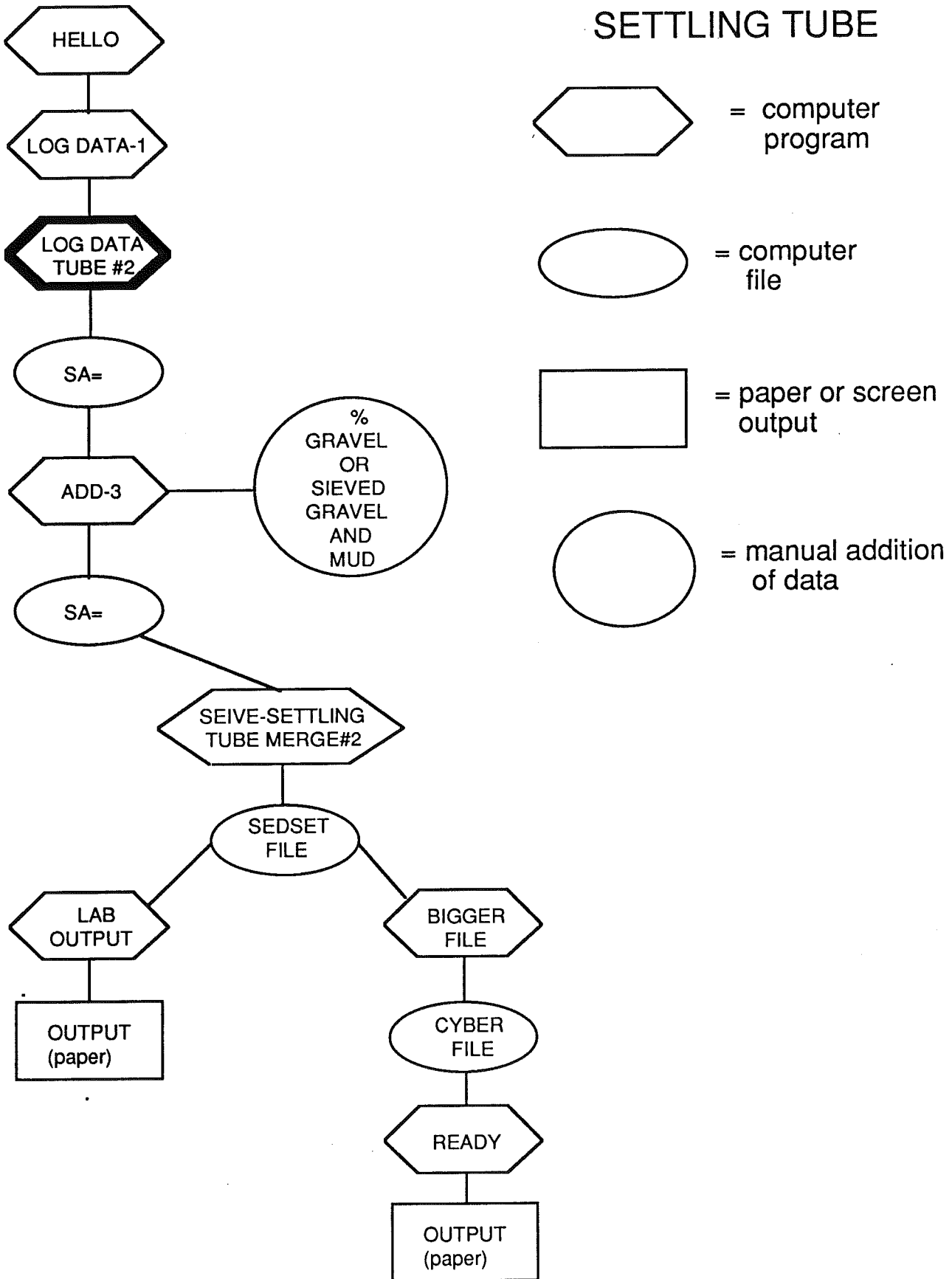
```
1098 PRINT : PRINT
1100 INPUT "SAMPLE NUMBER =";SA
1105 INPUT "SCIENTIST =";GH$
1108 INPUT "PERCENT SAND =";UF
1110 INPUT "SAMPLE INFORMATION ";S$
1115 INPUT "HEIGHT OF COLUMN =";HT
1120 INPUT "WATER TEMPERATURE=";TC
1125 INPUT "NUMBER OF STEPS=";NI
1135 IF NI > 10 THEN PRINT "MAX OF 10 ALLOWED."
1140 IF NI > 10 THEN GOTO 1125
1141 PRINT
1142 PRINT "IS THIS INFORMATION CORRECT (Y/N)": PRINT
1144 INPUT Y$
1146 IF Y$ = "N" GOTO 1098
1148 NZ = 0
1150 FOR I = 1 TO NI
1151 PRINT : PRINT "FOR INTERVAL ";I;" -"
1156 INPUT "DURATION (MINUTES),SPEED FACTOR =";DU(I),ST(I)
1158 NK = ST(I):NF = INT (DU(I) * 60 / .41 / NK + .5)
1160 PRINT "THIS INTERVAL WILL CONTAIN ";NF;" POINTS."
1162 NL(I) = NF
1165 NZ = NZ + NF
1170 NEXT I
1172 PRINT
1174 PRINT "ARE THESE INTERVALS CORRECT (Y/N)"
1180 INPUT Y$
1190 IF Y$ = "N" GOTO 1148
1200 PRINT "TOTAL N OF POINTS WILL BE ";NZ: PRINT
1210 IF NZ > 449 THEN PRINT "ERROR - MAXIMUM OF 449 POINTS ALLOWED":
PRINT : GOTO 1125
1303 IF PEEK (49249) < 127 THEN 1303
```

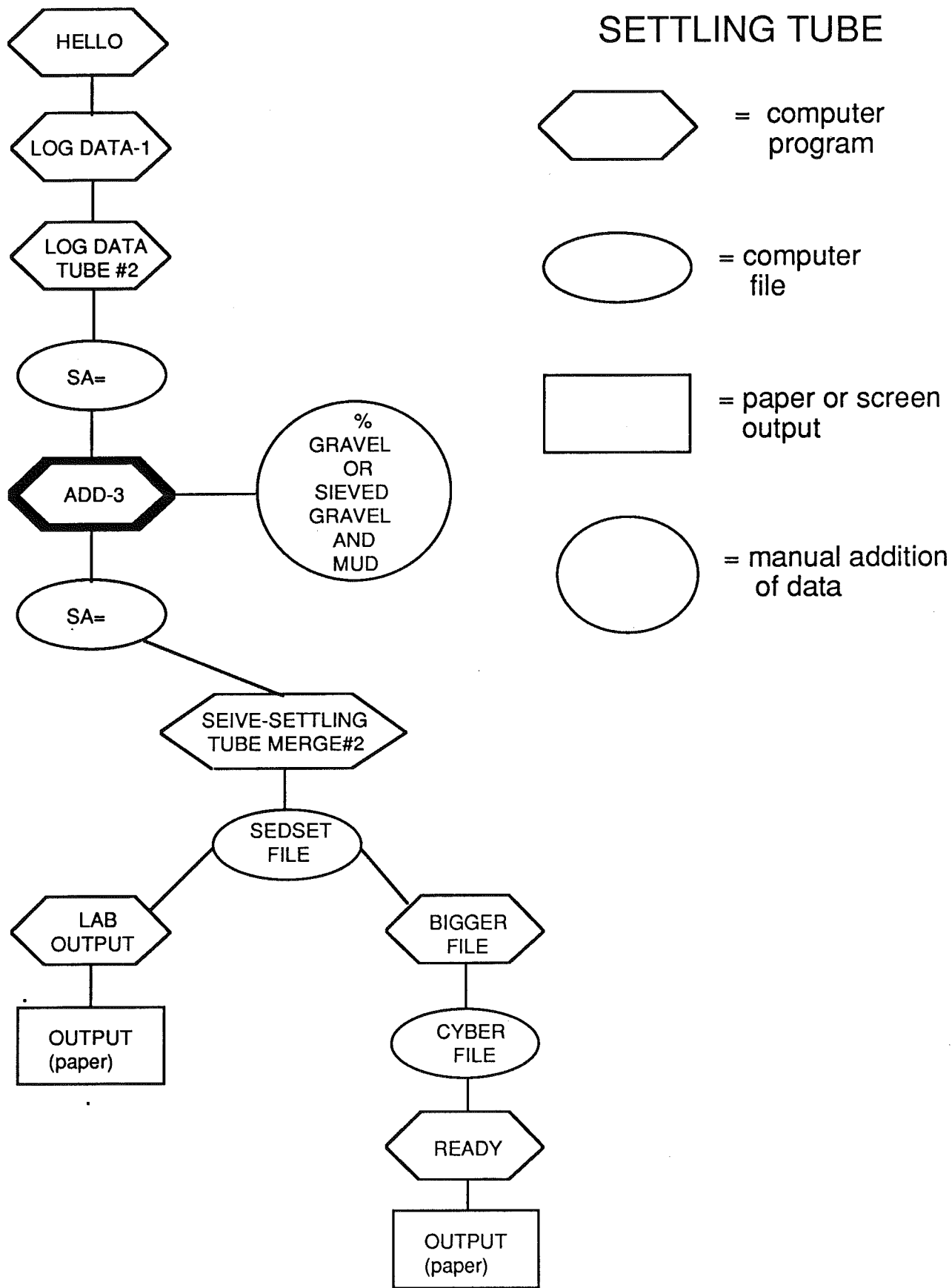
```
1305 GOSUB 9000
1310 T0$ = T$
1320 GOSUB 9500
1330 T0 = SD
1350 NR = 0
1360 IP = 1
1365 TW = 20
1370 XM = 1000
1400 FOR L = 1 TO NI
1405 GOSUB 9000: GOSUB 9500: TB(L) = SD
1410 NK = ST(L)
1420 NF = NL(L)
1440 GOSUB 2
1450 GOSUB 9000: GOSUB 9500: TE(L) = SD
1451 TT = SD - T0: PRINT
1452 PRINT "END OF INTERVAL ";L
1453 PRINT "TIME =";TT
1460 NEXT L
1600 REM SAVE RESULTS ON DISK
1610 REM -----
1620 PRINT D$;"OPEN SA="SA
1630 PRINT D$;"WRITE SA="SA
1650 PRINT GH$
1660 PRINT S$
1665 PRINT UF
1670 PRINT HT
1680 PRINT TC
1690 PRINT T0$
1700 NI$ = STR$ (NI): PRINT NI$
1710 NZ$ = STR$ (NZ): PRINT NZ$
1720 FOR I = 1 TO NI
```

```
1730 ST$ = STR$ (ST(I)): PRINT ST$
1740 DU$ = STR$ (DU(I)): PRINT DU$
1750 TB$ = STR$ (TB(I)): PRINT TB$
1760 TE$ = STR$ (TE(I)): PRINT TE$
1770 NL$ = STR$ (NL(I)): PRINT NL$
1780 NEXT I
1800 FOR I = 1 TO NZ
1810 W$ = STR$ (W(I)): PRINT W$
1820 NEXT I
1830 PRINT D$;"CLOSE SA="SA
1835 PRINT
1845 PRINT "ACQUIRE PROGRAM STOPS."
1850 GOTO 11000
7000 PRINT "TOO MANY POINTS. MAX 1000."
7001 STOP
7999 STOP
8000 REM
8010 REM
8020 INPUT Z$(1)
8040 RETURN
9000 PRINT D$;"IN#";SC
9010 PRINT D$;"PR#";SC
9020 INPUT " ";T$
9030 PRINT D$;"IN#0"
9040 PRINT D$;"PR#0"
9050 RETURN
9500 H = VAL ( MID$ (T$,7,2))
9505 IF H < 0 GOTO 11100
9510 M = VAL ( MID$ (T$,10,2))
9515 IF M < 0 GOTO 11100
9520 S = VAL ( MID$ (T$,13,6))
```

```
9525 IF S < 0 GOTO 11100
9530 SD = H * 3600 + M * 60 + S
9540 RETURN
11000 PRINT D$;"RUN LOG DATA-1"
11100 INVERSE
11110 PRINT TAB( 5);"NEG. TIME READ - CLOCK SCREW UP  "
11120 PRINT TAB( 15);"RUN ABORTED          ": NORMAL
11130 END
```

SETTLING TUBE





This program modifies the output file of the "Log Data Tube #2" program. It must be run prior to doing the merge. It allows the addition of sieved gravel information (midpoint Phi vs weight) or percent gravel. It requires the entering of percent mud interval. These values are stored at the end of the existing file.

```
0 REM
1 REM GM-GRAVEL MIDPOINT,GW-GRAVEL WEIGHT,PG-PERCENT GRAVEL,SF-NO.
  OF FRACTIONS
3 DIM GM(25),GW(25),A1$(600)
5 INPUT "SAMPLE NUMBER";SA
10 D$ = "*"
30 GOSUB 240
35 INPUT "WHAT IS THE PERCENT MUD ";PM
40 INPUT "WHAT IS THE PERCENT GRAVEL";PG
50 INPUT "HOW MANY SIEVE FRACTIONS? (USE 1 FOR JUST TOTAL GRAVEL)";SF
55 INPUT "ARE THESE VALUES CORRECT (Y=0,N=1)";B
57 IF B > 0 THEN GOTO 35
60 IF SF = 1 THEN GOTO 110
70 PRINT "TYPE IN PHI MIDPOINT THEN RETURN FOLLOWED BY GRAVEL
  FRACTION WEIGHT THEN RETURN"
80 FOR I = 1 TO SF
90 INPUT GM(I)
95 INPUT GW(I)
100 NEXT I
105 GOTO 130
110 GM(1) = - 3.0
120 GW(1) = PG
130 FOR I = 1 TO SF
140 PRINT I,GM(I),GW(I)
150 NEXT I
```

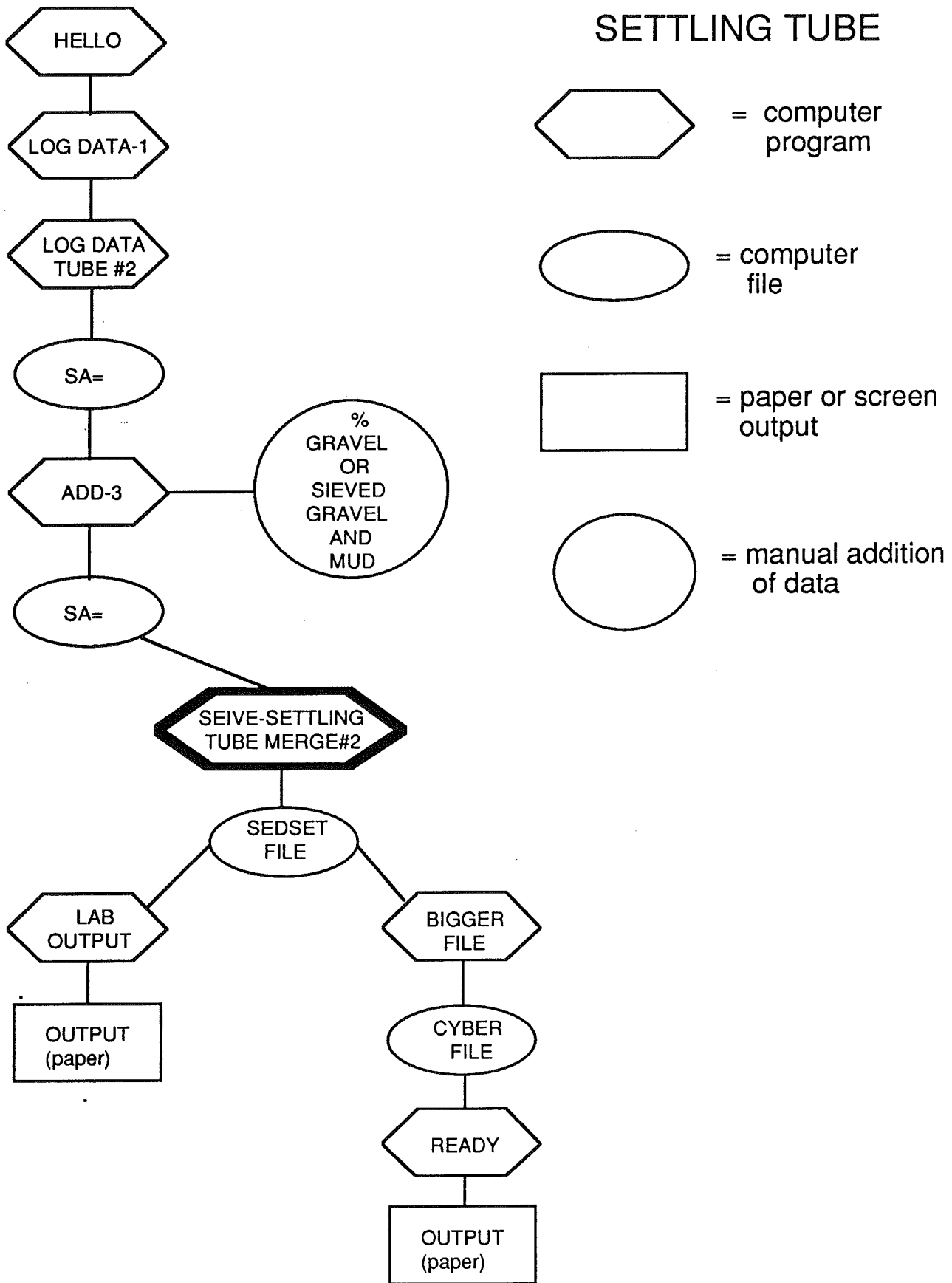
```
150 NEXT I
155 PRINT "8.0",PM
160 INPUT "ARE THESE VALUES CORRECT (Y=0,N=1)";A
165 IF A > 0 THEN GOTO 70
166 D$ = "*"
167 PRINT D$;"OPEN SA=";SA
168 PRINT D$;"WRITE SA=";SA
170 FOR I = 1 TO A4
171 PRINT A1$(I)
172 NEXT I
173 PRINT PG
174 PRINT SF
175 FOR I = 1 TO SF
176 PRINT GM(I)
177 PRINT GW(I)
178 NEXT I
179 PRINT 8.0: PRINT PM
180 PRINT D$;"CLOSE SA=";SA
190 GOTO 5
200 END
240 D$ = "*"
250 PRINT D$;"OPEN SA=";SA
260 PRINT D$;"READ SA=";SA
270 FOR I = 1 TO 8
280 INPUT A1$(I)
290 NEXT I
300 A2 = VAL (A1$(7)) * 5
310 A3 = A2 + VAL (A1$(8))
315 A4 = A3 + 8
320 FOR I = 1 TO A3
325 INPUT A1$(I + 8)
```

Program "Add-3"

3-3

```
330 NEXT I
340 PRINT DS;"CLOSE SA=";SA
350 RETURN
```

SETTLING TUBE



This program generates an output file (SEDSET) that eventually is sent to the main frame to be used with Program READY (Cyber). It is only used with percent gravel or sieved gravel data, settling tube data and percent mud. It specifies the size intervals for the settling tube data, i.e. 0.1 to 1.0 \emptyset .

```
0 REM
10 D$ = "*"
12 PRINT D$;"MAXFILES 6"
20 SC = 4
30 DIM PHI(450): DIM WT(450): DIM CWT(450): DIM C1(450)
40 DIM B(450)
50 DIM ST(10),DU(10),TB(10)
60 DIM CLASD(450): DIM CMD(450): DIM CCLWT(450)
70 DIM TE(10),NL(10),E1(80),E2(80)
80 DIM W(450),T(450)
90 P1 = 10:P2 = 100:P3 = 1000
100 HOME
110 INPUT "PHI INTERVAL   =";CI
112 INPUT "DO YOU WANT OUTPUT STORED ON DISK?(Y=1,N=0) ";VX
120 PRINT "INPUT YOUR FIRST SAMPLE, LAST SAMPLE "; INPUT R,S
130 FOR SA = R TO S
140 GOSUB 1210: PRINT "START TIME IS ";T$
150 PRINT D$;"OPEN SA=";SA;" ,D1"
160 PRINT D$;"READ SA=";SA
170 INPUT GH$
180 INPUT S$
190 INPUT UF
200 INPUT HT
210 INPUT TC
220 INPUT T0$
```

```

230 INPUT NI$
240 INPUT NZ$
250 NI = VAL (NI$)
260 NZ = VAL (NZ$)
270 T1$ = T$: GOSUB 1130
280 TD$ = T2$
290 T1$ = T0$: GOSUB 1130
300 TR$ = T2$
301 PRINT
302 FOR I = 1 TO NI
304 INPUT ST$:ST(I) = VAL (ST$)
306 INPUT DU$:DU(I) = VAL (DU$)
308 INPUT TB$:TB(I) = VAL (TB$)
310 INPUT TE$:TE(I) = VAL (TE$)
312 INPUT NL$:NL(I) = VAL (NL$)
314 NEXT I
530 T0 = TB(1)
540 FOR I = 1 TO NI
550 TB(I) = TB(I) - T0
560 TE(I) = TE(I) - T0
570 TX = INT (TB(I) * P2 + .5) / P2
580 TY = INT (TE(I) * P2 + .5) / P2
590 PRINT
600 PRINT "INTERVAL ";I;" REQ. DURATION ";DU(I);" MIN"
610 PRINT SPC( 12);"START ";TX; SPC( 2);"END ";TY
620 PRINT SPC( 12);"SPEED FACTOR =";ST(I)
630 PRINT SPC( 12);"N OF POINTS = ";NL(I)
640 NEXT I
650 PRINT
660 NR = 0
670 FOR I = 1 TO NI

```



```

680 N = NL(I)
690 T1 = TB(I)
700 T2 = TE(I)
710 SL = (T2 - T1) / (N - 1)
720 FOR J = 1 TO N
730 NR = NR + 1
740 INPUT W$:W(NR) = VAL(W$)
750 T(NR) = SL * (J - 1) + T1
751 NEXT J
752 NEXT I
754 MR = 0
755 GW = 0
756 INPUT PG
757 INPUT SF
758 MR = SF
759 FOR I = 1 TO MR
760 INPUT E1(I)
761 INPUT E2(I)
762 IF E2(I) = 0 THEN GOTO 764
763 GOTO 765
764 E2(I) = .0001
765 GW = E2(I) + GW
766 NEXT I
767 FOR I = 1 TO MR
768 E2(I) = (E2(I) / GW) * PG
769 NEXT I
770 MR = SF
771 INPUT AM: INPUT PM
772 PRINT D$;"CLOSE SA=";SA
775 GOSUB 3200
780 REM VISCOSITY CALCULATIONS
    
```

```

790 IF TC < = 20 THEN GOTO 830
800 LN = (((1.3272 * (20 - TC)) - (0.001053 * ((TC - 20)^ 2))) / (TC + 105)) / 1.002
810 NT = (10 ^LN) / 100
820 GOTO 850
830 LN = ((1301) / ((998.333) + (8.1855 * (TC - 20)) + (0.00585 * ((TC - 20)^ 2)))) - (3.30233)
840 NT = (10 ^LN)
850 X = 1
860 REM PHI (X) IS THE CLASS BOUNDARY IN PHI UNITS
870 REM CALCULATION OF GIBBS' SETTLING VELOCITY
880 PF = 1: REM DENSITY OF WATER
890 PS = 2.65: REM DENSITY OF SEDIMENT
900 G = 981: REM GRAVITY(CM/SEC/SEC)
910 TTIME = 0
920 KE = NZ
930 PRINT TAB( 2);"POINT"; TAB( 10);"TIME"; TAB( 20);"WEIGHT"
940 FOR I = 1 TO NZ
950 TP = T(I):WP = W(I)
960 P = P2: IF TP < 10 THEN P = P3
970 TP = INT (TP * P + .5) / P
980 TP = TP + .6
990 TIME = TP
1000 VEL = HT / TIME
1010 RAD = (((0.055804 * (VEL ^2)) + SQR ((0.003114 * (VEL^ 4)) + G * (PS - PF) * (4.5 *
NT * VEL + 0.008705 * (VEL^ 2) * PF))) / (G * (PS - PF))
1020 DIAM = RAD * 20
1030 LGD = LOG (DIAM)

```

```

1040 PHI(I) = - (LGD / 0.301) * 0.434294
1050 P = P2: IF WP < 10 THEN P = P3
1070 B(I) = WP
1080 PRINT TAB( 2);I; TAB( 10);TP; TAB( 20);WP
1090 TP = TP - .6
1100 NEXT I
1110 GOTO 1320
1120 STOP
1130 MN$ = MID$( T1$,1,2)
1140 DA$ = MID$( T1$,4,2)
1150 HR$ = MID$( T1$,7,2)
1160 MT$ = MID$( T1$,10,2)
1170 SC$ = MID$( T1$,13,2)
1180 YR$ = "82"
1190 T2$ = DA$ + "/" + MN$ + "/" + YR$ + " " + HR$ + "." + MT$
1200 RETURN
1210 PRINT D$;"IN#";SC
1220 PRINT D$;"PR#";SC
1230 INPUT " ";T$
1240 PRINT D$;"IN#0"
1250 PRINT D$;"PR#0"
1260 RETURN
1270 H = VAL ( MID$( T$,7,2))
1280 M = VAL ( MID$( T$,10,2))
1290 S = VAL ( MID$( T$,13,6))
1300 SD = H * 3600 + M * 90 + S
1310 RETURN
1320 CLASD(1) = 0
1325 CMD(1) = 0 - (CI * 0.5)
1330 FOR M = 2 TO 100

```

```
1335 CLASD(M) = CLASD(M - 1) + CI
1340 CMD(M) = CMD(M - 1) + CI
1345 IF CLASD(M) > PHI(KE) THEN GOTO 1360
1350 NEXT M
1360 DUMMY = 0
1370 B(KE + 1) = B(KE)
1380 MARKER = B(2)
1390 FOR N = 3 TO KE
1400 WT(N - 1) = B(N) - B(N - 1)
1410 IF MARKER > B(N) THEN GOTO 1450
1420 MARKER = B(N)
1430 CWT(N - 1) = WT(N - 1) + DUMMY
1440 GOTO 1470
1450 WT(N - 1) = 0
1460 CWT(N - 1) = WT(N - 1) + DUMMY
1470 DUMMY = CWT(N - 1)
1480 NEXT N
1490 KE = KE - 2
1500 FOR N = 1 TO KE
1510 WT(N) = (WT(N) / CWT(KE)) * 100
1520 CWT(N) = WT(N) + CWT(N - 1)
1530 NEXT N
1540 REM COMPUTER SIEVING
1550 XXX = 1
1560 FOR N = 1 TO KE
1570 IF PHI(N) > - 1.0 THEN GOTO 1690
1580 C1(1) = CWT(N)
1590 REM C1=OLD CLASWT
1600 XXX = XXX + 1
1610 NEXT N
1690 DUMMY = C1(1)
```

```

1700 L = 2
1710 FOR N = XXX TO KE
1720 IF PHI(N) > CLASD(L) THEN GOTO 1780
1730 C1(L) = CWT(N) - DUMMY
1740 IF PHI(N + 1) < CLASD(L) THEN GOTO 1820
1750 L = L + 1
1760 DUMMY = CWT(N)
1770 GOTO 1820
1780 C1(L) = 0
1790 L = L + 1
1800 IF PHI(N) > CLASD(L) THEN GOTO 1780
1810 GOTO 1730
1820 NEXT N
1830 TCI = L
1840 PRINT D$;"PR#1": POKE 1657,80
1845 PRINT CHR$(27)"E"
1850 PRINT "DIAMETER   DIAMETER   WEIGHT   CUM. WEIGHT"
1860 PRINT " (PHI)     (MM)     (%)"     (%)"
1865 PRINT CHR$(27)"F"
1866 C1(1) = 0
1870 CCLWT(1) = C1(1)
1880 FOR M = 2 TO TCI
1890 CCLWT(M) = C1(M) + CCLWT(M - 1)
1892 NEXT M
1900 FOR I = 1 TO TCI
1901 C1(I) = (C1(I) / CCLWT(TCI)) * UF
1902 E1(SF + I) = CMD(I)
1903 E2(SF + I) = C1(I)
1904 NEXT I
1905 TCI = TCI + SF:CCLWT(1) = E2(1)
1906 FOR N = 2 TO TCI

```

```
1907 CCLWT(N) = E2(N) + CCLWT(N - 1)
1908 NEXT N
1909 E1(TCI + 1) = AM:E2(TCI + 1) = PM:CCLWT(TCI + 1) = CCLWT(TCI) + PM:TCI =
TCI+ 1
1910 FOR N = 1 TO TCI
1920 MMCLAS = 10 ^(- E1(N) * .301)
1930 PD = 10 ^3:MMCLAS = INT (MMCLAS * PD + .5) / PD:E1(N) = INT (E1(N) * PD + .5)
/ PD
1940 DD = 10 ^3:E2(N) = INT (E2(N) * DD + .5) / DD
1942 CCLWT(N) = INT (CCLWT(N) * DD + .5) / DD
1945 STAR = 49312 + 256
1950 CALL STAR:E1(N);F5.2,"  ":
1952 CALL STAR:MMCLAS;F5.3,"  ":
1954 CALL STAR:E2(N);F5.3,"  ":
1956 CALL STAR:CCLWT(N);F6.3, CHR$ (13):
1960 NEXT N
1965 IF VX = 1 THEN GOSUB 4700
1970 PRINT ""
1980 PRINT "      SAND STATISTICS USING METHOD OF MOMENTS"
1990 FOR BB = 1 TO 49: PRINT "-";: NEXT BB: PRINT
2000 YY = 0
2010 UU = 0
2020 DUM = 0
2030 ZZZ = 0
2035 TCI = (TCI - SF) - 1
2040 FOR N = 1 TO TCI
2050 C1(N) = C1(N) * (100 / UF)
2060 NEXT N
2070 FOR N = 1 TO TCI
2080 DUM = CMD(N) * C1(N) + DUM
2082 NEXT N
```

```

2084 MEAN = DUM / 100
2085 MEAN = INT (MEAN * 1000 + .5) / 1000
2086 XBAR = 10^(- MEAN * 0.301)
2100 XBAR = INT (XBAR * 1000 + .5) / 1000
2110 FOR N = 1 TO TCI
2120 YY = C1(N) * (CMD(N) - MEAN) ^2 + YY
2130 UU = C1(N) * (CMD(N) - MEAN) ^3 + UU
2140 ZZZ = C1(N) * (CMD(N) - MEAN) ^4 + ZZZ
2150 NEXT N
2160 M2 = YY / (100 - 1)
2170 SD = M2 ^0.5
2175 SD = INT (SD * 1000 + .5) / 1000
2180 M3 = UU / 100
2190 A3 = M3 / M2^1.5
2195 A3 = INT (A3 * 1000 + .5) / 1000
2200 M4 = ZZZ / 100
2210 A4 = M4 / M2^2.0
2215 A4 = INT (A4 * 1000 + .5) / 1000
2220 PRINT "MEAN=";XBAR;" MM"
2230 PRINT "MEAN=";MEAN;" PHI"
2240 PRINT ""
2250 PRINT "STANDARD DEVIATION=";SD;"0"
2260 PRINT ""
2270 PRINT "SKEWNESS=";A3
2280 PRINT ""
2290 PRINT "KURTOSIS=";A4
2300 PRINT " "
2310 X = FRE (0)
2320 D$ = "*": REM CNTL D
2340 PRINT "HISTOGRAM OF SAND DISTRIBUTION  SAMPLE NUMBER=";SA
2351 PRINT "PHI","0%      16%      32%      48%"

```

```

2352 PRINT " ","*      *      *      *"
2353 PRINT
2354 FOR X = 1 TO TCI
2355 IF INT (C1(X) / 2) < = 0 THEN GOTO 2390
2360 PRINT CMD(X),
2370 FOR ZZ = 1 TO INT (C1(X)): PRINT "*"; NEXT : PRINT : NEXT
2380 GOTO 2400
2390 PRINT CMD(X),"*": NEXT
2400 FOR BB = 1 TO 2: PRINT : NEXT BB
2410 FOR BB = 1 TO 70: PRINT "*"; NEXT BB: PRINT : PRINT
2420 GOTO 2530
2430 PRINT "CUMULATIVE ARITHMETIC SAND DISTRIBUTION   SAMPLE NUMBER
= ";SA
2440 PRINT " "
2450 PRINT "PHI","0%      32%      64%      96%"
2460 PRINT " ","*      *      *      *"
2470 FOR X = 1 TO TCI
2480 IF INT (CCLWT(X)) < = 0 THEN GOTO 2520
2490 PRINT CMD(X),
2500 FOR ZZ = 1 TO INT (CCLWT(X) / 2): PRINT "*"; NEXT : PRINT
2510 NEXT : GOTO 2530
2520 PRINT CMD(X),"*": NEXT
2530 REM GOTO STATEMENT RETURN
2540 D$ = CHR$ (4)
2550 PRINT D$;"PR#0"
2560 HOME
2570 G$ = CHR$ (7): FOR BB = 1 TO 10: PRINT G$: NEXT : PRINT
2580 NEXT SA
2590 END
3200 PRINT D$;"PR#1": POKE 1657,80
3300 FOR BB = 1 TO 5: PRINT : NEXT BB

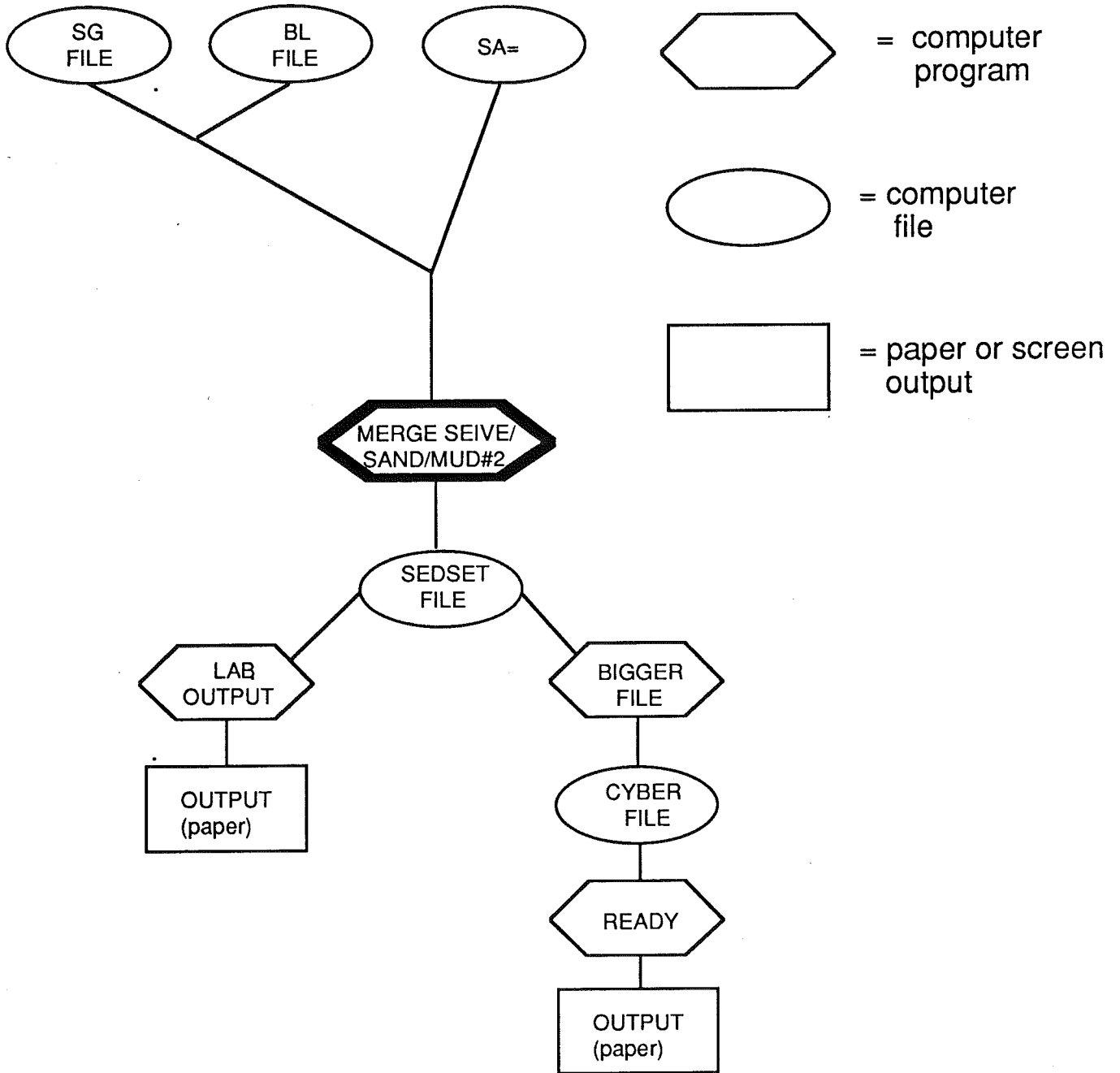
```



```
3325 PRINT CHR$(27)"E"; CHR$(14);
3400 PRINT TAB(10)"SEDIMENT SIZE ANALYSIS"
3500 PRINT CHR$(27); CHR$(14);: PRINT TAB(9)"-----"
3600 FOR BB = 1 TO 3: PRINT : NEXT BB
3700 PRINT TAB(5)"SAMPLE NUMBER: "SA," ","SCIENTIST: "GH$
3800 PRINT
4100 PRINT TAB(5)"PHI INTERVAL:"CI," ","PERCENT SAND : "UF
4200 PRINT
4300 PRINT TAB(5)"HEIGHT OF COLUMN: "HT," ","WATER TEMPERATURE: "TC
4400 PRINT
4410 PRINT TAB(5)"SAMPLE INFORMATION: " LEFT$(S$,40)
4420 SX$ = S$
4421 LNTH = LEN(S$)
4430 IF LNTH < 41 GOTO 4510
4440 S$ = MID$(S$,41)
4450 PRINT TAB(23) LEFT$(S$,40)
4500 GOTO 4421
4510 S$ = SX$: FOR BB = 1 TO 5: PRINT : NEXT BB
4580 PRINT CHR$(27)"F"
4585 PRINT
4599 PRINT D$;"PR#0"
4600 RETURN
4700 PRINT D$;"OPEN SEDSET ";SA;"D2"
4710 PRINT D$;"WRITE SEDSET ";SA
4715 R7 = TCI - 1
4720 PRINT R7
4730 PRINT S$," ",GH$
4740 PRINT "SAMPLE NUMBER=";SA
4741 E2(SF) = E2(SF) + E2(SF + 1)
4742 FOR LL = SF + 1 TO R7
4743 E1(LL) = E1(LL + 1)
```

```
4744 E2(LL) = E2(LL + 1)
4745 NEXT LL
4750 FOR I = 1 TO R7
4760 PRINT E1(I);";";E2(I)
4770 NEXT I
4780 PRINT D$;"CLOSE SEDSET ";SA
4790 RETURN
```

SEDIGRAPH & SETTLING TUBE



This program generates an output file (SEDSET) that eventually is sent to the main frame to be used with program READY (Cyber). It is only used with percent gravel or sieved gravel data, settling tube data(sand) and SediGraph® data (mud). It specifies the size intervals for the output file, i.e. 0.1 to 1.0 ϕ . In other words SA files are merged with SG files to create SEDSET files.

```
0 REM
10 D$ = CHR$ (4)
20 SC = 4
30 DIM PHI(450): DIM WT(450): DIM CWT(450): DIM C1(450)
40 DIM B(450)
50 DIM ST(10),DU(10),TB(10)
60 DIM CLASD(100): DIM CMD(100): DIM CCLWT(450)
70 DIM Z1(150),Z2(150)
90 DIM W(450),T(450)
100 DIM A(110),PI(217),ACUM(217),BLINE(110)
110 P1 = 10:P2 = 100:P3 = 1000
120 HOME : PRINT : PRINT " SED/SET TUBE MERGE PROGRAM"
130 PRINT : PRINT : PRINT "PUT SET TUBE DISK IN DRIVE # 1"
140 PRINT "PUT SEDIGRAPH DISK IN DRIVE # 2"
150 PRINT "PUT MERGE DISK IN DRIVE # 3"
160 PRINT : INPUT "THE STARTING SAMPLE # : ";R
170 INPUT "THE FINISHING SAMPLE # : ";S
180 INPUT "ENTER THE PHI INTERVAL : ";CI
190 SA = R
200 D$ = CHR$ (4)
210 HOME : PRINT : PRINT SPC( 10);"SAMPLE # ";SA: PRINT : PRINT : PRINT "-
READING SA";SA;" FILE"
220 PRINT D$;"OPEN SA=";SA;"S6,D1"
230 PRINT D$;"READ SA=";SA
240 INPUT GH$
```

```

250 INPUT S$
260 INPUT UF
270 INPUT HT
280 INPUT TC
290 INPUT T0$
300 INPUT NI$
310 INPUT NZ$
320 NI = VAL (NI$)
330 NZ = VAL (NZ$)
340 FOR I = 1 TO NI
350 INPUT ST$:ST(I) = VAL (ST$)
360 INPUT DU$:DU(I) = VAL (DU$)
370 INPUT TB$:TB(I) = VAL (TB$)
380 INPUT TE$:TE(I) = VAL (TE$)
390 INPUT NL$:NL(I) = VAL (NL$)
400 NEXT I
410 T0 = TB(1)
420 FOR I = 1 TO NI
430 TB(I) = TB(I) - T0
440 TE(I) = TE(I) - T0
450 TX = INT (TB(I) * P2 + .5) / P2
460 TY = INT (TE(I) * P2 + .5) / P2
470 NEXT I
480 NR = 0
490 FOR I = 1 TO NI:N = NL(I):T1 = TB(I):T2 = TE(I):SL = (T2 - T1) / (N - 1)
500 FOR J = 1 TO N
510 NR = NR + 1: INPUT W$:W(NR) = VAL (W$):T(NR) = SL * (J - 1) + T1
520 NEXT J
530 NEXT I
540 MR = 0
550 GW = 0

```

```

560 INPUT PG
561 IF PG = 0 THEN PG = PG + .0001
570 INPUT SF
580 MR = SF
590 FOR I = 1 TO MR
600 INPUT Z1(I)
610 INPUT Z2(I)
611 IF Z2(I) = 0 THEN GOTO 615
613 GOTO 620
615 Z2(I) = .0001
620 GW = Z2(I) + GW
630 NEXT I
640 FOR I = 1 TO MR
650 Z2(I) = (Z2(I) / GW) * PG
660 NEXT I
670 D$ = CHR$(4)
680 PRINT D$;"CLOSE SA=";SA
685 DF$ = S$
690 IF TC <= 20 THEN GOTO 720
700 LN = (((1.3272 * (20 - TC)) - (0.001053 * ((TC - 20) ^
2))) / (TC + 105)) / 1.002
710 NT = (10 ^
LN) / 100: GOTO 740
720 LN = (((1301) / ((998.333) + (8.1855 * (TC - 20)) + (0.00585 * ((TC - 20) ^
2)))) - (3.30233)
730 NT = (10 ^
LN)
740 X = 1
750 PRINT : PRINT "- CALCULATING GIBB'S SETTLING VELOCITY"
760 PF = 1: REM DENSITY OF WATER
770 PS = 2.65: REM DENSITY OF SEDIMENT

```

```

780 G = 981: REM GRAVITY(CM/SEC/SEC)
790 KE = NZ
800 FOR I = 1 TO NZ: TP = T(I): WP = W(I): P = P2: IF TP < 10 THEN P = P3
810 TP = INT (TP * P + .5) / P: TP = TP + .6: TIME = TP: VEL = HT / TIME
820 RAD = ((0.055804 * (VEL^
2)) + SQR ((0.003114 * (VEL^
4) + G * (PS - PF) * (4.5 * NT * VEL + 0.008705 * (VEL^
2) * PF))) / (G * (PS - PF))
830 DIAM = RAD * 20: LGD = LOG (DIAM): PHI(I) = - (LGD / 0.301) * 0.434294
840 P = P2: IF WP < 10 THEN P = P3
850 B(I) = WP: TP = TP - 0.6
860 NEXT I
870 CLASD(1) = 0: CMD(1) = 0 - (CI * 0.5)
880 FOR M = 2 TO 100
890 CLASD(M) = CLASD(M - 1) + CI: CMD(M) = CMD(M - 1) + CI
900 IF CLASD(M) > PHI(KE) THEN GOTO 920
910 NEXT M
920 DUMMY = 0: B(KE + 1) = B(KE): MARKER = B(2)
930 FOR N = 3 TO KE
940 WT(N - 1) = B(N) - B(N - 1)
950 IF MARKER > B(N) THEN GOTO 990
960 MARKER = B(N)
970 CWT(N - 1) = WT(N - 1) + DUMMY
980 GOTO 1000
990 WT(N - 1) = 0: CWT(N - 1) = WT(N - 1) + DUMMY
1000 DUMMY = CWT(N - 1)
1010 NEXT N
1020 KE = KE - 2
1030 FOR N = 1 TO KE: WT(N) = (WT(N) / CWT(KE)) * 100: CWT(N) = WT(N) + CWT(N -
1): NEXT N
1040 PRINT : PRINT "- PERFORMING COMPUTERIZED SIEVE"

```



```

1050 XXX = 1
1060 FOR N = 1 TO KE
1070 IF PHI(N) > - 2.0 THEN GOTO 1090
1080 C1(1) = CWT(N):XXX = XXX + 1: NEXT N
1090 DUMMY = C1(1)
1100 L = 2
1110 FOR N = XXX TO KE
1120 IF PHI(N) > CLASD(L) THEN GOTO 1160
1130 C1(L) = CWT(N) - DUMMY
1140 IF PHI(N + 1) < CLASD(L) THEN GOTO 1180
1150 L = L + 1:DUMMY = CWT(N): GOTO 1180
1160 C1(L) = 0:L = L + 1: IF PHI(N) > CLASD(L) GOTO 1160
1170 GOTO 1130
1180 NEXT N
1190 TCI = L
1200 FOR N = 1 TO TCI
1210 IF CMD(N) < - 1.3 GOTO 1240
1220 IF CMD(N) > 2.17 GOTO 1248
1230 CF = (0.19 * CMD(N)) + 0.59:C1(N) = C1(N) * CF: GOTO 1241
1240 C1(N) = C1(N) * .34
1241 NEXT N
1248 FOR I = 1 TO 4
1249 CMD(TCI + I) = CMD(TCI - 1 + I) + CI
1250 NEXT I
1251 C1(TCI + 1) = C1(TCI) * 0.45
1252 C1(TCI + 2) = C1(TCI) * 0.30
1253 C1(TCI + 3) = C1(TCI) * 0.15
1254 C1(TCI + 4) = C1(TCI) * 0.10
1255 TCI = TCI + 4
1260 C1(1) = 0:CCLWT(1) = C1(1)
1270 FOR M = 2 TO TCI:CCLWT(M) = C1(M) + CCLWT(M - 1): NEXT M

```

47

```
1280 FOR N = 1 TO TCI
1290 C1(N) = (C1(N) / CCLWT(TCI)) * UF
1300 CCLWT(N) = (C1(N) * 120 / UF) + CCLWT(N - 1)
1310 MMCLAS = 10^
(- CMD(N) * .301)
1320 PD = 10 ^
3:MMCLAS = INT (MMCLAS * PD + .5) / PD:CMD(N) = INT (CMD(N) * PD + .5) / PD
1330 DD = 10^
3:C1(N) = INT (C1(N) * DD + .5) / DD:CCLWT(N) = INT (CCLWT(N) * DD + .5) / DD
1340 MR = MR + 1:Z1(MR) = CMD(N):Z2(MR) = ( INT (C1(N) * 100 + 0.5) / 100)
1350 NEXT N
1360 FF = 31
1370 PI(0) = 4 - (1 / FF)
1380 D$ = CHR$ (4):AMM = CI:NUMBER = SA:WH = 1
1390 S$ = "SG"
1400 N1 = N
1410 PRINT : PRINT "- READING SG";NUMBER;" FILE"
1420 PRINT D$;"OPEN ";S$;NUMBER;" ,S6,D2"
1430 PRINT D$;"READ ";S$;NUMBER
1440 INPUT BNUMBER
1450 INPUT NAMES$
1460 INPUT PT
1470 INPUT IMAX
1480 IMAX = IMAX - 1
1490 IF IMAX > 217 THEN IMAX = 217
1500 INPUT INFO$(1)
1510 INPUT INFO$(2)
1520 INPUT INFO$(3)
1530 INPUT INFO$(4)
1540 FOR I = 1 TO IMAX
1550 INPUT ACUM(I)
```

```
1560 IF ACUM(I) > 100 THEN ACUM(I) = 100
1570 ACUM(0) = ACUM(1)
1580 IF ACUM(I) > ACUM(I - 1) THEN ACUM(I) = ACUM(I - 1)
1590 IF ACUM(I) < 0 THEN ACUM(I) = 0
1600 PI(I) = PI(I - 1) + 1 / FF
1610 NEXT I
1620 PRINT D$;"CLOSE "S$;NUMBER
1630 PRINT : PRINT "- MAKING BASELINE CORRECTIONS"
1640 BL = BNUMBER: PRINT D$;"OPEN BL";BL
1650 PRINT D$;"READ BL";BL: INPUT BMAX
1660 FOR I = 1 TO IMAX
1670 INPUT C
1680 IF C > 100 THEN C = 100
1690 IF I = 1 THEN C0 = C:C2 = C
1700 IF C > C2 THEN C = C2
1710 ACUM(I) = ACUM(I) + (C - C0)
1720 IF ACUM(I) < 0 THEN ACUM(I) = 0
1730 C2 = C
1740 NEXT I: PRINT D$;"CLOSE BL";BL
1750 A(1) = 100 - ACUM(1)
1760 N = 0
1770 BBB = 0:Y = 1
1780 FOR XX = 4 TO 16 STEP AMM
1790 BBB = BBB + 1
1800 IF XX = 4 THEN PI(BBB) = XX: GOTO 1900
1810 FOR X = Y TO IMAX
1820 IF PI(X) = 0 THEN 1910
1830 IF PI(X) > XX OR PI(X) = XX THEN 1860
1840 NEXT X
1850 X = X - 1
1860 MM = (ACUM(X) - ACUM(X - 1)) / (PI(X) - PI(X - 1))
```

```
1870 NACUM = (MM * XX) - ((MM * PI(X)) - ACUM(X))
1880 PI(BBB) = XX:ACUM(BBB) = NACUM
1890 ACUM(BBB) = NACUM
1900 Y = X: NEXT XX
1910 IMAX = INT ((IMAX / 31) / AMM) + 1:N = 0
1920 FOR I = 1 TO IMAX
1930 N = N + 1
1940 IF I = 1 THEN 1960
1950 A(N) = ACUM(I - 1) - ACUM(I)
1960 PI(I) = PI(I) - (AMM / 2)
1970 IF PI(I) < 8 OR PI(I) = 8 THEN CLAY = CLAY + A(N)
1980 NEXT I
1990 IF AMM > = .5 THEN 2140
2000 FOR I = 4 TO (IMAX - 3)
2010 BLINE(1) = .65 * A(1) + .2 * A(2) + .1 * A(3) + .05 * A(4)
2020 BLINE(2) = .2 * A(1) + .45 * A(2) + .2 * A(3) + .1 * A(4) + .05 * A(5)
2030 BLINE(3) = .1 * A(1) + .2 * A(2) + .35 * A(3) + .2 * A(4) + .1 * A(5) + .05 * A(6)
2040 BLINE(I) = .05 * A(I - 3) + .1 * A(I - 2) + .2 * A(I - 1) + .30 * A(I) + .2 * A(I + 1) + .1 *
A(I + 2) + .05 * A(I + 3)
2050 BLINE(IMAX - 2) = .05 * A(IMAX - 5) + .1 * A(IMAX - 4) + .2 * A(IMAX - 3) + .35 *
A(IMAX - 2) + .2 * A(IMAX - 1) + .1 * A(IMAX)
2060 BLINE(IMAX - 1) = .05 * A(IMAX - 4) + .1 * A(IMAX - 3) + .2 * A(IMAX - 2) + .45 *
A(IMAX - 1) + .2 * A(IMAX)
2070 BLINE(IMAX) = .05 * A(IMAX - 3) + .1 * A(IMAX - 2) + .2 * A(IMAX - 1) + .65 *
A(IMAX)
2080 NEXT I
2090 ACUM(1) = 100 - BLINE(1):A(1) = BLINE(1):CLAY = A(1)
2100 IF PI(I) < 8 OR PI(I) = 8 THEN CLAY = CLAY + A(I)
2110 FOR I = 2 TO IMAX:A(I) = BLINE(I)
2120 IF PI(I) < 8 OR PI(I) = 8 THEN CLAY = CLAY + A(I)
2130 ACUM(I) = ACUM(I - 1) - A(I): NEXT I
```

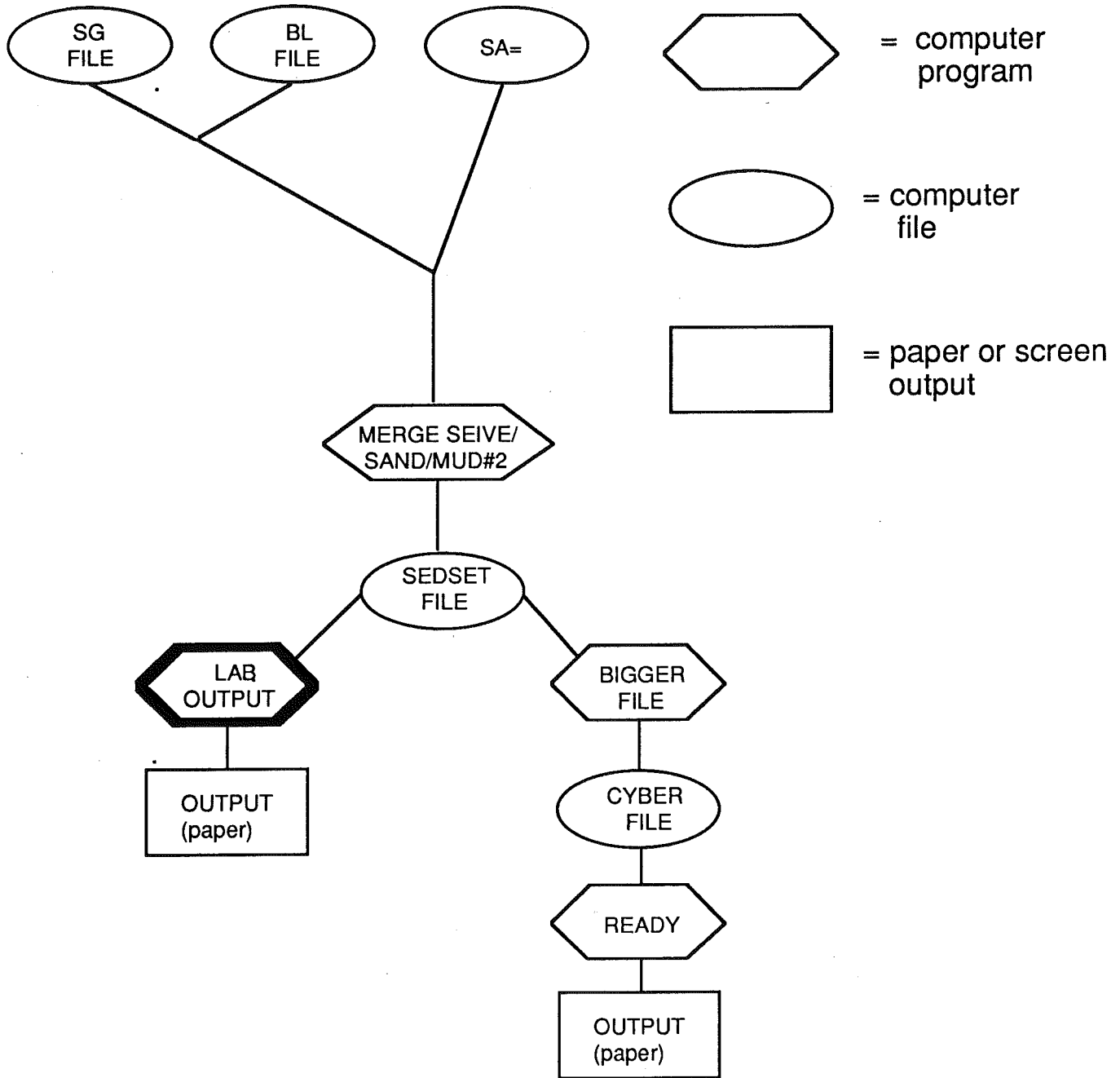
```

2140 I = 0
2150 MC = MR:TROL = 0.0000001
2160 FOR N = 1 TO IMAX
2170 LET I = I + 1
2180 A9 = A(I) * PT / 100
2190 PI = PI(N)
2200 PI = INT (PI * 1000 + .5) / 1000
2201 LS = 10 ^
(- PI * .301)
2202 LS = INT (LS * 10000 + .5) / 10000
2203 A9 = INT (A9 * 100 + .5) / 100
2204 ACUM = INT (ACUM * 100 + .5) / 100
2210 FOR M = 1 TO MC:MAC = ( ABS (Z1(M) - PI))
2220 IF MAC < TROL THEN Z2(M) = A9 + Z2(M): GOTO 2250
2230 NEXT M
2240 MR = MR + 1:Z1(MR) = PI:Z2(MR) = A9
2250 NEXT N
2260 MR = MR + 1
2270 Z1(MR) = PI(IMAX) + 1
2280 Z2(MR) = ACUM(IMAX) * PT / 100
2290 MA = 0
2300 FOR I = 1 TO MR
2310 MA = Z2(I) + MA
2320 NEXT I
2330 QR = MA - PG
2340 LG = 100 - PG
2350 FOR I = SF TO MR
2360 Z2(I) = Z2(I) * LG / QR
2365 Z2(I) = INT (Z2(I) * 1000 + .5) / 1000
2370 NEXT I
2380 PRINT : PRINT "- WRITING SEDSET ";NUMBER;" FILE"

```

```
2390 D$ = CHR$(4): PRINT D$;"OPEN SEDSET ";NUMBER;"S5,D1": PRINT D$;"WRITE
SEDSET ";NUMBER
2395 R7 = MR - 1
2400 PRINT R7: PRINT DF$: PRINT "SAMPLE NUMBER ";SA
2401 Z2(SF) = Z2(SF) + Z2(SF + 1)
2402 FOR LL = SF + 1 TO R7
2403 Z1(LL) = Z1(LL + 1)
2404 Z2(LL) = Z2(LL + 1)
2405 NEXT LL
2410 FOR LL = 1 TO R7: PRINT Z1(LL);",";Z2(LL): NEXT LL
2420 PRINT D$;"CLOSE SEDSET ";NUMBER
2430 I = 0:N = 0:DUM = 0:CLAY = 0:YY = 0:UU = 0:ZZZ = 0: TEXT
2440 BBB = 0: FOR X = 1 TO 210:PI(X) = 0: NEXT X
2450 X = 0
2460 SA = SA + 1: IF SA > S GOTO 2480
2470 GOTO 200
2480 HOME : PRINT : PRINT "- ALL DONE.": END
```

SEDIGRAPH & SETTLING TUBE



This program is designed to give the lab a quick output of frequency distribution tables, percent, gravel, sand, silt, clay, and mud, moment statistics and crude graphics on dot matrix printer from merged files (sedset). It is designed to give the lab operator a chance to review a selection of sample outputs without doing Ready.

```
0 REM
10 D$ = "*"
12 PRINT D$;"MAXFILES 6"
20 SC = 4
70 DIM TE(10),NL(10),E1(80),E2(80)
75 DIM CCLWT(80)
90 P1 = 10:P2 = 100:P3 = 1000
100 HOME
120 PRINT "INPUT YOUR FIRST SAMPLE, LASTSAMPLE ";: INPUT R,S
130 FOR SEDSET = R TO S
150 PRINT D$;"OPEN SEDSET ";SEDSET
160 PRINT D$;"READ SEDSET ";SEDSET
560 INPUT SF
660 INPUT GH$
761 INPUT S$
762 FOR I = 1 TO SF
763 INPUT E1(I),E2(I)
766 NEXT I
772 PRINT D$;"CLOSE SEDSET ";SEDSET
1840 PRINT D$;"PR#1": POKE 1657,80
1845 PRINT CHR$(27)"E"
1846 PRINT " "
1847 PRINT GH$
1848 PRINT " "
1849 PRINT S$
1850 PRINT "DIAMETER    DIAMETER    WEIGHT    CUM. WEIGHT"
```

```
1860 PRINT " (PHI) (MM) (%) (%)"  
1865 PRINT CHR$(27)"F"  
1870 CCLWT(1) = E2(1)  
1880 FOR M = 2 TO SF  
1890 CCLWT(M) = E2(M) + CCLWT(M - 1)  
1892 NEXT M  
1908 TCI = SF  
1910 FOR N = 1 TO TCI  
1920 MMCLAS = 10 ^  
(- E1(N) * .301)  
1930 PD = 10 ^  
3:MMCLAS = INT (MMCLAS * PD + .5) / PD:E1(N) = INT (E1(N) * PD + .5) / PD  
1940 DD = 10^  
3:E2(N) = INT (E2(N) * DD + .5) / DD  
1942 CCLWT(N) = INT (CCLWT(N) * DD + .5) / DD  
1945 STAR = 49312 + 256  
1950 CALL STAR:E1(N);F5.2," "  
1952 CALL STAR:MMCLAS;F5.3," "  
1954 CALL STAR:E2(N);F5.3," "  
1956 CALL STAR:CCLWT(N);F6.3, CHR$(13):  
1960 NEXT N  
1970 PRINT ""  
1980 PRINT " SAND STATISTICS USING METHOD OF MOMENTS"  
1990 FOR BB = 1 TO 49: PRINT "-";: NEXT BB: PRINT  
2000 YY = 0  
2010 UU = 0  
2020 DUM = 0  
2030 ZZZ = 0  
2070 FOR N = 1 TO TCI  
2080 DUM = E1(N) * E2(N) + DUM  
2082 NEXT N  
2084 MEAN = DUM / 100
```

```
2085 MEAN = INT (MEAN * 1000 + .5) / 1000
2086 XBAR = 10^
(- MEAN * 0.301)
2100 XBAR = INT (XBAR * 1000 + .5) / 1000
2110 FOR N = 1 TO TCI
2120 YY = E2(N) * (E1(N) - MEAN)^
2 + YY
2130 UU = E2(N) * (E1(N) - MEAN) ^
3 + UU
2140 ZZZ = E2(N) * (E1(N) - MEAN) ^
4 + ZZZ
2150 NEXT N
2160 M2 = YY / (100 - 1)
2170 SD = M2^
0.5
2175 SD = INT (SD * 1000 + .5) / 1000
2180 M3 = UU / 100
2190 A3 = M3 / M2 ^
1.5
2195 A3 = INT (A3 * 1000 + .5) / 1000
2200 M4 = ZZZ / 100
2210 A4 = M4 / M2 ^
2.0
2215 A4 = INT (A4 * 1000 + .5) / 1000
2220 PRINT "MEAN=";XBAR;" MM"
2230 PRINT "MEAN=";MEAN;" PHI"
2240 PRINT ""
2250 PRINT "STANDARD DEVIATION=";SD;"0"
2260 PRINT ""
2270 PRINT "SKEWNESS=";A3
2280 PRINT ""
2290 PRINT "KURTOSIS=";A4
```

```

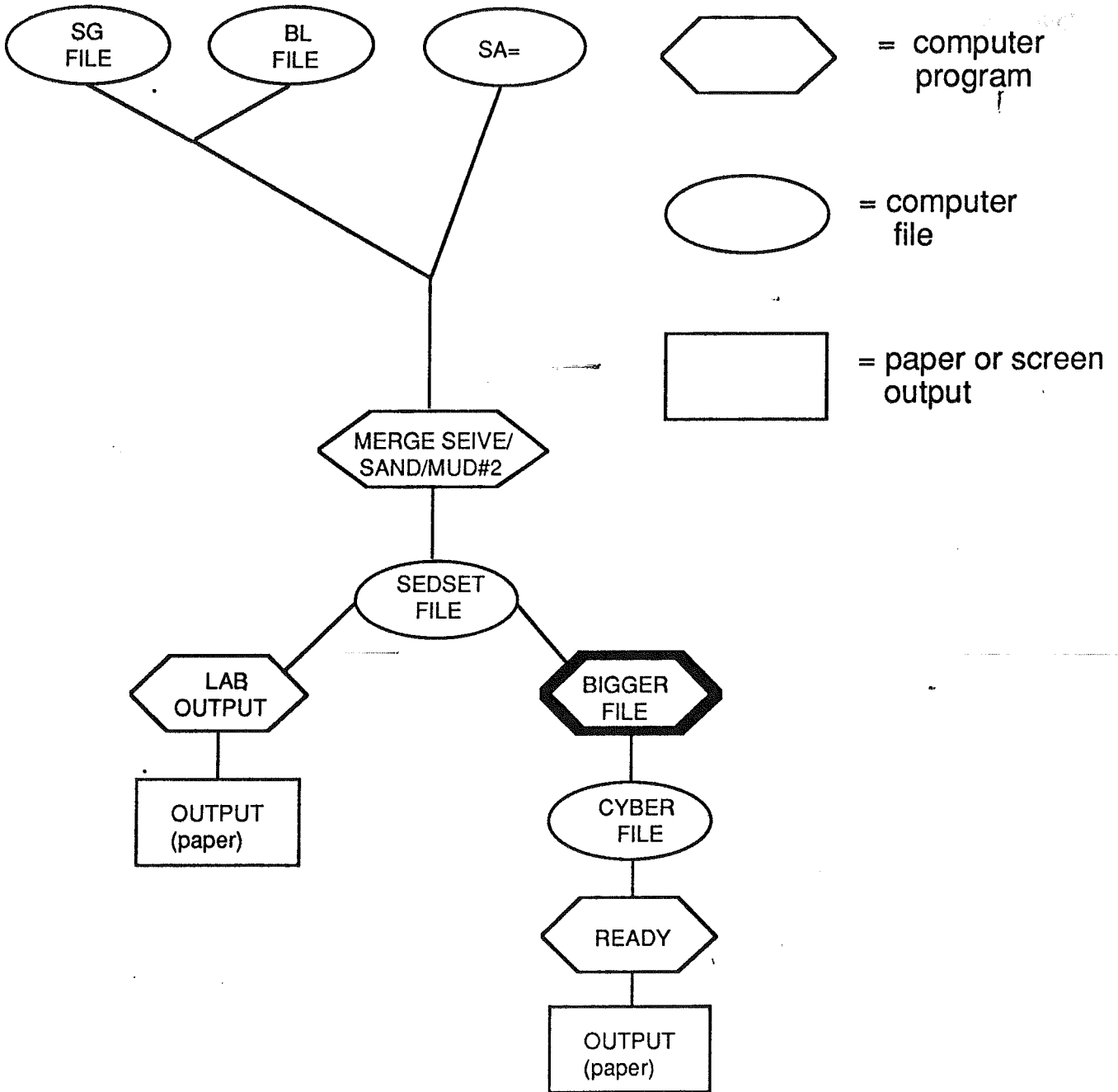
2300 PRINT "          "
2301 T1 = 0:T2 = 0:T3 = 0:T4 = 0
2302 FOR I = 1 TO SF
2303 IF E1(I) < - 1.0 THEN T1 = T1 + E2(I)
2304 IF E1(I) < 4.0 AND E1(I) > - 1.0 THEN T2 = T2 + E2(I)
2305 IF E1(I) < 8.0 AND E1(I) > 4.0 THEN T3 = T3 + E2(I)
2306 IF E1(I) > 8.0 THEN T4 = T4 + E2(I)
2307 NEXT I
2308 PRINT "PERCENT GRAVEL= ";T1
2309 PRINT "PERCENT SAND= ";T2
2310 PRINT "PERCENT SILT= ";T3
2311 PRINT "PERCENT CLAY= ";T4
2312 PRINT "PERCENT MUD = ";T3 + T4
2313 X = FRE (0)
2320 D$ = "*": REM CNTL D
2340 PRINT "HISTOGRAM OF SAND DISTRIBUTION" SAMPLE NUMBER="";SEDSET
2351 PRINT "PHI","0%      16%      32%      48%"
2352 PRINT " ","*      *      *      *"
2353 PRINT
2354 FOR X = 1 TO TCI
2355 IF INT (E2(X) / 2) < = 0 THEN GOTO 2390
2360 PRINT E1(X),
2370 FOR ZZ = 1 TO INT (E2(X)): PRINT "*";: NEXT : PRINT : NEXT
2380 GOTO 2400
2390 PRINT E1(X),"*": NEXT
2400 FOR BB = 1 TO 2: PRINT : NEXT BB
2410 FOR BB = 1 TO 70: PRINT "*";: NEXT BB: PRINT : PRINT
2530 REM GOTO STATEMENT RETURN
2540 D$ = CHR$ (4)
2550 PRINT D$;"PR#0"
2560 HOME
2570 G$ = CHR$ (7): FOR BB = 1 TO 10: PRINT G$: NEXT : PRINT

```

2580 NEXT SEDSET

2590 END

SEDIGRAPH & SETTLING TUBE



This program allows individual files (SEDSET) to be merged together into a larger file in order to transfer large numbers of samples to the mainframe at any one time.

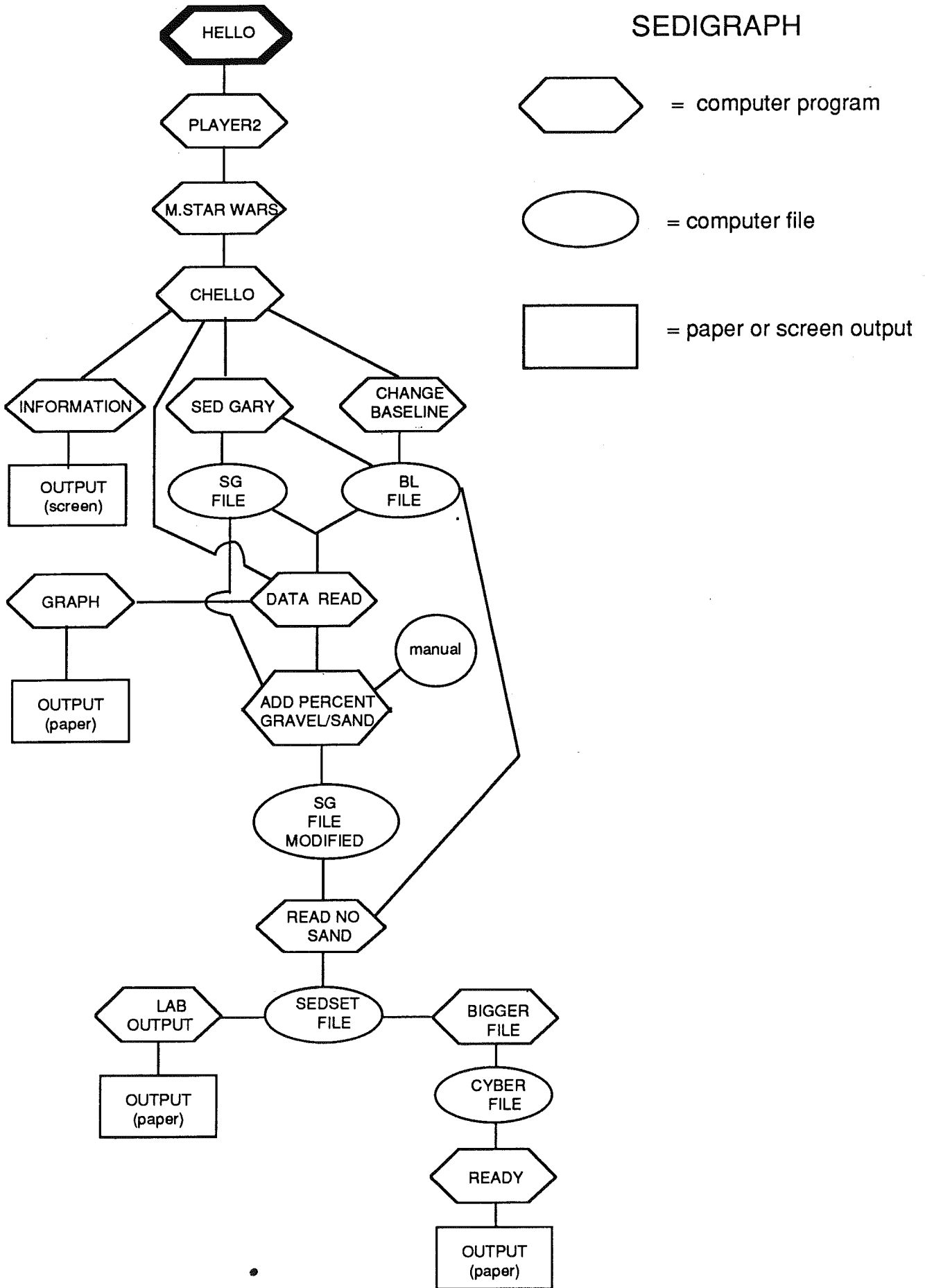
```
0 REM
10 D$ = "*"
15 R$ = CHR$ (13): REM CARRIAGE RETURN
20 PRINT "WHAT IS THE FIRST SAMPLE"
30 INPUT "SEDSET";S1
40 PRINT "WHAT IS THE LAST SAMPLE"
50 INPUT "SEDSET";S2
60 PRINT "WHAT IS YOUR MERGE FILE TO BE CALLED?"
70 INPUT B$
80 DIM A$(150)
90 PRINT D$;"OPEN";B$;"",D1"
93 PRINT D$;"WRITE";B$
95 PRINT D$;"CLOSE";B$
100 FOR I = S1 TO S2
110 PRINT D$;"OPEN SEDSET ";I;"",D2"";S6"
120 PRINT D$;"READ SEDSET ";I
130 INPUT NI$
140 TI = VAL (NI$) + 3
145 A$(1) = NI$
150 FOR J = 2 TO TI
155 GET Z$
160 IF Z$ = R$ GOTO 170
165 A$(J) = A$(J) + Z$
166 GOTO 155
170 NEXT J
175 D$ = CHR$ (4)
180 PRINT D$;"CLOSE SEDSET ";I
```

Program "Bigger File"

7-2

```
185 PRINT D$;"CLOSE SEDSET ";I
190 PRINT D$;"APPEND ";B$;"D1"
195 PRINT D$;"WRITE ";B$
210 FOR J = 1 TO TI
220 PRINT A$(J)
225 A$(J) = " "
230 NEXT J
240 PRINT D$;"CLOSE ";B$
250 NEXT I
```



SEDIGRAPH





An initialization program for the program diskette to be used with the SediGraph®.

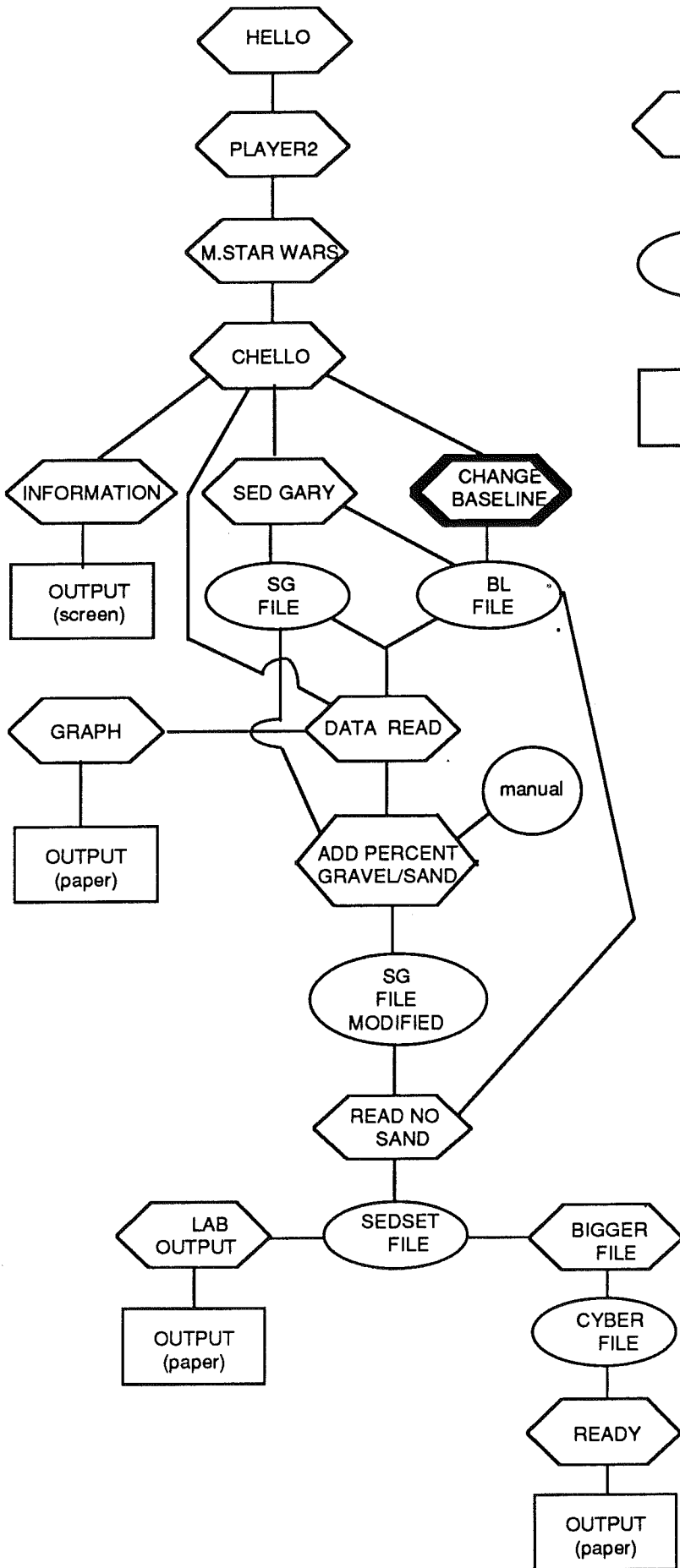
```
0 REM
5 HOME
6 D$ = "*": REM CONTROL 'D'
8 INVERSE
10 HTAB 8: PRINT "*****"
20 HTAB 8: PRINT "**          **"
30 HTAB 8: PRINT "*** DELTA MARINE COMPUTER ***"
40 HTAB 8: PRINT "**      SERVICES      **"
50 HTAB 8: PRINT "**          **"
60 HTAB 8: PRINT "**      827-3163      **"
70 HTAB 8: PRINT "*** GARY DUCHESNE ***"
80 HTAB 8: PRINT "**          **"
90 HTAB 8: PRINT "*****"
95 NORMAL
96 PRINT : PRINT : HTAB 15: FLASH : PRINT "PLEASE STANDBY": NORMAL
100 PRINT D$;"RUN CHELLO"
```

SEDIGRAPH

 = computer program

 = computer file

 = paper or screen output



This is a menu driven program from the program "Chello". This program must be run at the beginning of each new data disk. It generates an output file (text) called baseline. This file holds the last baseline number. At this time a new baseline must be run or a copy of the last baseline must be copied from the last disk to the new data diskette. Usually samples are run using the most recent baseline. Baselines are usually run at the beginning of each day.

```
0 REM
2 HOME : VTAB 12: HTAB 8: PRINT "READY TO CHANGE BASELINE #"
5 VTAB 15: HTAB 8
10 D$ = "*"
20 PRINT "WHAT IS YOUR CODE 'XXX' ";
30 GET A$: GET B$: GET C$: PRINT "***":A$ = A$ + B$ + C$
35 IF A$ < > "GWD" THEN VTAB 15: HTAB 34: NORMAL : PRINT A$
40 IF A$ < > "GWD" THEN FLASH : VTAB 14: HTAB 8: PRINT "CODE IS NOT CORRECT
": GOTO 5
45 NORMAL : HOME : VTAB 15: HTAB 5
50 PRINT "WHAT IS YOUR 'NEW' BASELINE #";: INPUT BNUMBER
1500 PRINT D$;"OPEN BASELINE,D2"
1520 PRINT D$;"WRITE BASELINE"
1540 PRINT BNUMBER
1560 PRINT D$;"CLOSE BASELINE"
1565 PRINT : PRINT : FLASH
1600 PRINT "NEW BASELINE ENTERED"
1650 NORMAL
1700 PRINT : FOR X = 1 TO 200: NEXT X
1800 PRINT D$;"RUN CHELLO,D1"
```

SEDIGRAPH



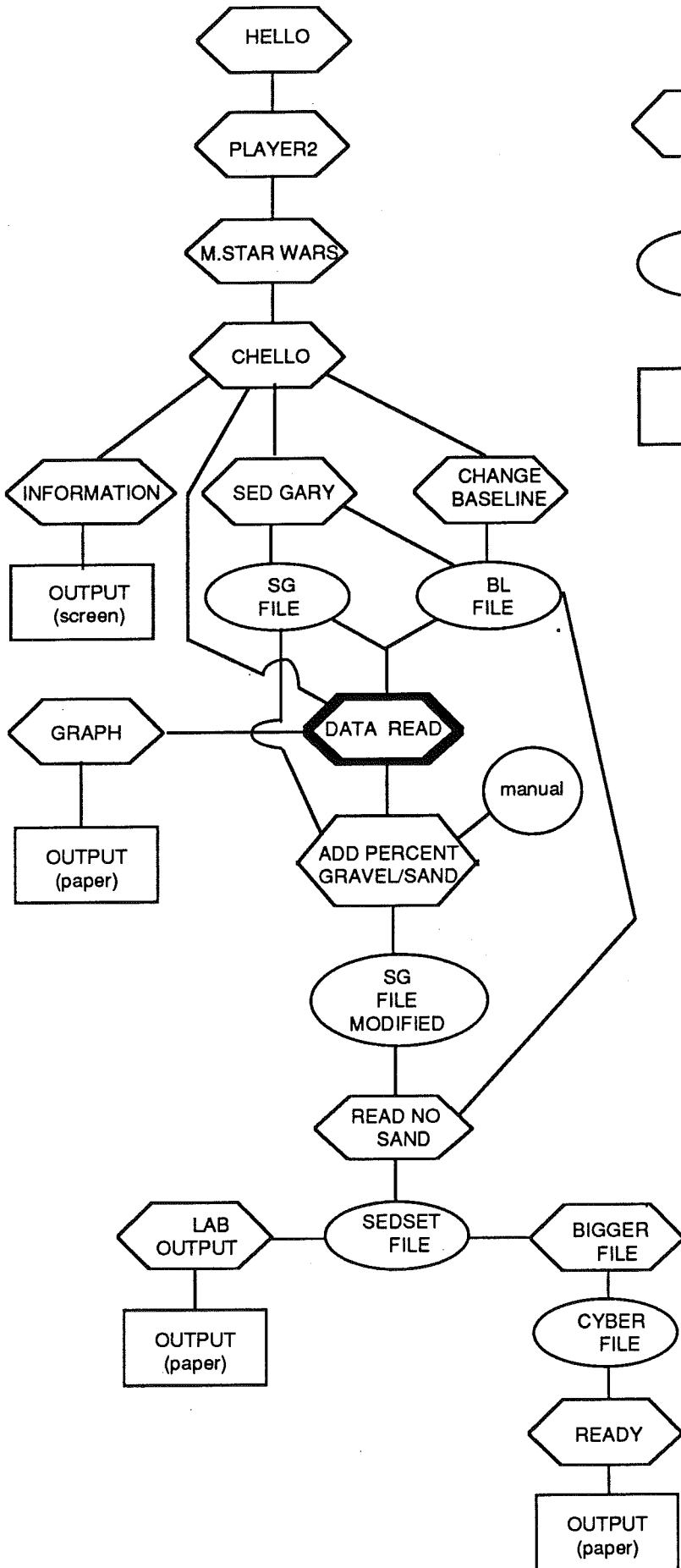
= computer program



= computer file



= paper or screen output



This is a menu driven program from the program "Chello". It is executed by responding to the menu 'CALCULATE FROM FILE'. It produces a hard copy of the grain size distribution at a desired Phi interval, i.e. 0.1 to 1 \emptyset . The copy includes moment statistics, frequency tables and graphs on a dot matrix printer. Graphs are produced by a binary program called GRAPH (not listed but on diskette).

```
0 REM
50 FF = 31
100 HOME
140 REM
142 REM MEMORY IS SET HIGHER TO ALLOW MORE ROOM FOR DATA.
150 HIMEM: 38400
200 DIM A(110),PI(217),ACUM(217),BLINE(110)
300 PI(0) = 4 - (1 / FF)
400 D$ = "*"
401 PRINT "IF ONLY ONE SAMPLE IS NEEDED LET ": PRINT "START AND FINISH
SAMPLE BE THE SAME": PRINT
404 PRINT "INPUT STARTING SAMPLE # ";: INPUT S1
406 PRINT "INPUT FINISH SAMPLE # ";: INPUT S2
407 HOME
408 PRINT "WHICH CURVES DO YOU WANT TO PLOT "
410 HTAB 7: PRINT "<1> CUMULATIVE SIZE"
412 HTAB 7: PRINT "<2> ARITHMETIC SIZE"
414 HTAB 7: PRINT "<3> LOG/LOG GRAPH"
416 HTAB 7: PRINT "<4> CUMULATIVE & ARITHMETIC "
418 HTAB 7: PRINT "<5> CUMULATIVE & LOG/LOG"
420 HTAB 7: PRINT "<6> ARITHMETIC & LOG/LOG"
422 HTAB 7: PRINT "<7> ALL THREE CURVES"
423 HTAB 7: PRINT "<8> NO PRINTED CURVES"
```

```
424 PRINT : PRINT "INPUT YOUR CHOICE # ": GET W$: PRINT
426 WH = VAL (W$)
428 IF WH = 0 OR WH > 8 THEN HOME : GOTO 408
430 IF W$ = "" THEN HOME : GOTO 408: REM IF W$=CONTROL 'C'
440 HOME
600 PRINT "INPUT YOUR PHI INTERVAL****";
700 INPUT AMM
800 IF AMM < .1 THEN PRINT "*INTERVAL CAN NOT BE LESS THAN .1": PRINT :
GOTO 600
1400 IF AMM < 0 OR AMM > 1 THEN HOME : GOTO 600
1410 FOR NUMBER = S1 TO S2
1500 S$ = "SG"
1600 HOME
1700 N1 = N
1745 REM
1750 REM  READING SAMPLE INFORMATION AND DATA
1755 REM
1800 FLASH : VTAB 6: HTAB 15: PRINT "READING SG";NUMBER;" FILE"
1900 VTAB 8: HTAB 15: PRINT " PLEASE STANDBY ": NORMAL
2000 PRINT D$;"OPEN ";S$;NUMBER;" ,D2"
2100 PRINT D$;"READ ";S$;NUMBER
2200 INPUT BNUMBER
2300 INPUT NAMES$
2400 INPUT PT
2500 INPUT IMAX
2700 IMAX = IMAX - 1
2750 IF IMAX > 217 THEN IMAX = 217
2800 INPUT INFO$(1)
2900 INPUT INFO$(2)
3000 INPUT INFO$(3)
```



```
3100 INPUT INFO$(4)
3200 VTAB 10: HTAB 15: PRINT "BASELINE # ";BNUMBER
3300 VTAB 12: HTAB 15: PRINT "SCIENTIST ";NAME$
3400 VTAB 14: HTAB 15: PRINT "PERCENT TOTAL ";PT
3500 VTAB 16: HTAB 15: PRINT "INFORMATION"
3600 VTAB 17: HTAB 15: PRINT "-----"
3700 VTAB 19: HTAB 15: PRINT INFO$(1)
3800 HTAB 15: PRINT INFO$(2)
3900 HTAB 15: PRINT INFO$(3): HTAB 15: PRINT INFO$(4)
4000 FOR I = 1 TO IMAX
4100 INPUT ACUM(I)
4150 IF ACUM(I) > 100 THEN ACUM(I) = 100
4200 ACUM(0) = ACUM(1)
4300 IF ACUM(I) > ACUM(I - 1) THEN ACUM(I) = ACUM(I - 1)
4305 IF ACUM(I) < 0 THEN ACUM(I) = 0
4400 PI(I) = PI(I - 1) + 1 / FF
4500 NEXT I
4600 PRINT D$;"CLOSE "S$;NUMBER
4644 REM
4645 REM   READING BASELINE DATA AND MAKING CORRECTIONS TO SAMPLE
DATA TO
4650 REM   ALLOW FOR BASELINE DRIFT.
4655 REM
4700 BL = BNUMBER: PRINT D$;"OPEN BL";BL
4800 PRINT D$;"READ BL";BL: INPUT BMAX
4900 INVERSE : VTAB 6: PRINT "READING AND MAKING BASELINE CORRECTIONS"
5000 NORMAL
5100 FOR I = 1 TO IMAX
5200 INPUT C
5250 IF C > 100 THEN C = 100
```

```
5300 IF I = 1 THEN C0 = C:C2 = C
5400 IF C > C2 THEN C = C2
5450 ACUM(I) = ACUM(I) + (C - C0)
5460 IF ACUM(I) < 0 THEN ACUM(I) = 0
5500 C2 = C
5600 NEXT I: PRINT D$;"CLOSE BL";BL
5700 A(1) = 100 - ACUM(1)
5800 N = 0
5815 BBB = 0:Y = 1
5820 FOR XX = 4 TO 16 STEP AMM
5821 BBB = BBB + 1
5825 IF XX = 4 THEN PI(BBB) = XX: GOTO 5890
5830 FOR X = Y TO IMAX
5832 IF PI(X) = 0 THEN 5899
5840 IF PI(X) > XX OR PI(X) = XX THEN 5860
5850 NEXT X
5855 X = X - 1
5860 MM = (ACUM(X) - ACUM(X - 1)) / (PI(X) - PI(X - 1))
5870 NACUM = (MM * XX) - ((MM * PI(X)) - ACUM(X))
5880 PI(BBB) = XX:ACUM(BBB) = NACUM
5885 ACUM(BBB) = NACUM
5890 Y = X: NEXT XX
5899 IMAX = INT ((IMAX / 31) / AMM) + 1:N = 0
5900 FOR I = 1 TO IMAX
6000 N = N + 1
6100 IF I = 1 THEN 6250
6200 A(N) = ACUM(I - 1) - ACUM(I)
6250 PI(I) = PI(I) - (AMM / 2)
6300 IF PI(I) < 8 OR PI(I) = 8 THEN CLAY = CLAY + A(N)
6400 NEXT I
```

```
6450 IF AMM > = .5 THEN 6600
6500 GOTO 25000
6600 VTAB 8: HTAB 15: FLASH : PRINT "TURN PRINTER ON": NORMAL
6700 I = 0
6800 PRINT D$;"PR#1": PRINT " ": PRINT D$;"PR#0"
6900 VTAB 8: HTAB 15: INVERSE : PRINT "PRINTER ON STANDBY": NORMAL : PRINT
D$;"PR#1"
6945 REM
6950 REM   CALCULATING THE STATISTICS USING METHOD OF MOMENTS.
6955 REM
7800 FOR N = 1 TO IMAX
7900 LET I = I + 1
8000 DUM = (PI(N) * A(I)) + DUM
8900 NEXT N
9000 MEAN = DUM / (100 - ACUM(I)): REM   MEAN PHI
9100 XBAR = 10^
(- MEAN * .301): REM   MEAN MILLIMETERS
9200 I = 0
9300 FOR N = 1 TO IMAX
9400 I = I + 1
9500 YY = A(I) * (PI(N) - MEAN)^
2 + YY
9600 UU = A(I) * (PI(N) - MEAN)^
3 + UU
9700 ZZZ = A(I) * (PI(N) - MEAN)^
4 + ZZZ
9800 NEXT N
10000 M2 = YY / 100
10100 SD = M2 ^
.5: REM   STANDARD DEVIATION
```

```
10200 M3 = UU / 100
10300 A3 = M3 / M2 ^
1.5: REM SKEWNESS
10400 M4 = ZZZ / 100
10500 A4 = M4 / M2 ^
2: REM KURTOSIS
10600 HOME : TEXT
10700 PRINT : PRINT
10800 PRINT CHR$ (27); CHR$ (65); CHR$ (12): REM CHANGING SPACING BACK TO
NORMAL
10830 POKE 1657,94
10850 PRINT CHR$ (27); CHR$ (14):: REM CHANGE PRINT TO ENLARGE PRINT
10900 PRINT TAB( 3)"SEDIGRAPH SEDIMENT SIZE ANALYSIS "
10950 PRINT CHR$ (27); CHR$ (14);
11000 PRINT TAB( 3)"-----"
11200 FOR X = 1 TO 6: PRINT : NEXT X
11300 HTAB 7: PRINT "SAMPLE NUMBER :....";NUMBER;; PRINT TAB( 23);"
SCIENTIST:.....";NAME$
11400 PRINT
11500 HTAB 7: PRINT "PHI INTERVAL:.... ";AMM;; PRINT TAB( 24);" NUMBER OF
POINTS:....";IMAX
11600 PRINT
11700 HTAB 7: PRINT "BASELINE #:.....";BNUMBER;; PRINT TAB( 24);" PERCENT
MUD:....";PT
11800 PRINT : PRINT : PRINT : PRINT
11900 PRINT TAB( 29)"SAMPLE INFORMATION:"
12000 PRINT TAB( 29)"....."
12100 PRINT
12200 PRINT TAB( 15);INFO$(1)
12300 PRINT TAB( 15);INFO$(2)
```

```

12400 PRINT TAB( 15);INFO$(3)
12500 PRINT TAB( 15);INFO$(4)
12600 PRINT : PRINT : PRINT : PRINT
12650 STAR = 49312 + 256 * 1
12700 XBAR = INT (XBAR * 1000 + .5) / 1000:MEAN = INT (MEAN * 100 + .5) / 100:SD =
INT (SD * 100 + .5) / 100:A3 = INT (A3 * 100 + .5) / 100:A4 = (A4 * 100 + .5) / 100
12800 HTAB 20: PRINT "#####"
12900 HTAB 20: PRINT "##"
13000 HTAB 20: PRINT "## MEAN ..... ="; CALL STAR:XBAR;F5.3," MM ##",
CHR$(13):
13100 HTAB 20: PRINT "## MEAN ..... ="; CALL STAR:MEAN;F5.2," PHI ##",
CHR$(13):
13200 HTAB 20: PRINT "## STANDARD DEVIATION ="; CALL STAR:SD;F5.2," ##",
CHR$(13):
13300 HTAB 20: PRINT "## SKEWNESS..... ="; CALL STAR:A3;F5.2," ##", CHR$(
13):
13400 HTAB 20: PRINT "## KURTOSIS..... ="; CALL STAR:A4;F5.2," ##", CHR$(
13):
13500 HTAB 20: PRINT "##"
13600 HTAB 20: PRINT "#####"
13700 PRINT
13750 CLAY = INT (CLAY * 100 + .5) / 100
13800 PRINT TAB( 20);"PERCENT CLAY=";100 - CLAY
13900 PRINT TAB( 20);"PERCENT SILT=";CLAY
14000 PRINT : PRINT : PRINT : PRINT
14100 PRINT CHR$(12): REM INSERT CONTROL 'L' FOR PAGE EJECT
14103 POKE 1657,79: PRINT CHR$(27); CHR$(65); CHR$(8): REM SUBPRESS LINE
SPACING
14104 PRINT "SAMPLE NUMBER "NUMBER: PRINT : PRINT
14105 HTAB 28: PRINT "CONDENSED CLASS DATA (RAW)"

```

```

14106 HTAB 28: PRINT "-----": PRINT
14107 PRINT
14110 HTAB 15: PRINT
"=====
14120 HTAB 15: PRINT "!      !      !      !      !"
14125 HTAB 15: PRINT "! DIAMETER ! DIAMETER ! WEIGHT ! CUM WEIGHT !"
14130 HTAB 15: PRINT "! (PHI) ! (MM) ! (%) ! (%) !"
14135 HTAB 15: PRINT "!      !      !      !      !"
14140 HTAB 15: PRINT
"=====
14142 I = 0
14145 FOR N = 1 TO IMAX
14150 LET I = I + 1
14152 A9 = A(I) * PT / 100
14155 PI = PI(N)
14160 PI = INT (PI * 1000 + .5) / 1000:LS = 10
(- PI * .301):LS = INT (LS * 10000 + .5) / 10000:A9 = INT (A9 * 100 + .5) / 100:ACUM =
INT (ACUM(N) * 100 + .5) / 100
14165 STAR = 49312 + 256 * 1
14170 HTAB 15: PRINT "! ";
14175 CALL STAR:PI;F5.3," ! ":
14180 CALL STAR:LS;F5.4," ! ":
14185 CALL STAR:A9;F5.2," ! ":
14190 CALL STAR:ACUM;F5.2," !", CHR$ (13):
14195 HTAB 15: PRINT "!-----!-----!-----!-----!"
14198 NEXT N
14199 PRINT CHR$ (27); CHR$ (65); CHR$ (12): REM BRING BACK NORMAL
SPACING
14200 PRINT CHR$ (12): REM INSERT CONTROL 'L' FOR PAGE EJECT
14210 PRINT D$;"PR#0"

```

```
14215 REM
14220 REM   SET PARAMETERS AND LOAD GRAPHICS INTO MEMORY.
14240 REM   MUST BE RELOADED AFTER THE DATA TABLE HAS BEEN PRINTED.
14245 REM
14246 PRINT D$;"OPEN OPENER,D1": PRINT D$;"CLOSE OPENER"
14250 ADDRESS = 24576
14300 DEF FN H(X) = INT (X / 256): DEF FN L(X) = X - FN H(X) * 256
14400 POKE 1013,76: POKE 1014, FN L(ADDRESS + 832): POKE 1015, FN H(ADDRESS +
832)
14500 POKE 232, FN L(ADDRESS): POKE 233, FN H(ADDRESS)
14600 POKE 237,76: POKE 238, FN L(ADDRESS + 1152): POKE 239, FN H(ADDRESS +
1152): REM   "RESUME" RE-ENTRY POINT
14700 POKE 973,76: POKE 974, FN L(ADDRESS + 996): POKE 975, FN H(ADDRESS +
996): REM   "OSRETUR" STRING RETURN ENTRY POINT
14800 POKE 970,76: POKE 971, FN L(ADDRESS + 1112): POKE 972, FN H(ADDRESS +
1112): REM   "ORETUR" ARITHMETIC EXPR. RE-ENTRY POINT
14900 D$ = CHR$ (4)
15000 NORMAL : PRINT D$;"BLOAD GRAPH,A";ADDRESS
15100 POKE ADDRESS + 1144, FN L(ADDRESS + 1164): POKE ADDRESS + 1148, FN
H(ADDRESS + 1164)
15200 POKE ADDRESS + 934, FN L(ADDRESS + 1164): POKE ADDRESS + 938, FN
H(ADDRESS + 1164)
15300 PRINT D$;"PR#0"
15305 IF WH = 1 OR WH = 4 OR WH = 5 OR WH = 7 THEN 15400
15310 GOTO 18100
15400 HGR2
15410 REM
15420 REM   SETS UP AND DRAWS CUMATIVE ARITHMETIC SIZE CURVE IN
MEMORY.
15430 REM   DRAWS POINT ONLY CURVE----CURVE MAXIUM VALUE =110%.
```

```
15440 REM
15500 & SCALE,3,14, - 10,110
15600 LX$ = "PHI UNITS":LY$ = "PERCENTAGE (%)"
15700 & LABELAXES,1,10
16300 & DRAW ,13, - 10: & DRAW ,13,110
16400 FOR I = 1 TO IMAX
16500 & PENUP
16600 & DRAW ,PI(I),ACUM(I)
16900 NEXT I
17100 D$ = "*"
17400 PRINT
17500 PRINT D$;"PR#1"
17600 HTAB 30: PRINT "GRAPH OF CUMULATIVE ARITHMETIC SIZE DISTRIBUTION"
17700 HTAB 30: PRINT
"=====": PRINT : PRINT
17800 POKE 1913,66: PRINT CHR$ (17): REM INSERT CONTROL 'Q' TO PRINT GRAPH
17900 N = 0: PRINT : PRINT : PRINT
18000 PRINT TAB( 33);"ABOVE GRAPH IS FOR SAMPLE NUMBER ";NUMBER
18005 PRINT : PRINT
18010 PRINT TAB( 29);"SAMPLE INFORMATION"
18015 PRINT TAB( 29);"-----": PRINT
18020 PRINT TAB( 15);INFO$(1)
18040 PRINT TAB( 15);INFO$(2)
18060 PRINT TAB( 15);INFO$(3)
18080 PRINT TAB( 15);INFO$(4)
18090 PRINT CHR$ (12): REM INSERT CONTROL 'L' TO EJECT PAGE
18095 PRINT D$;"PR#0"
18096 REM
18097 REM   SETS UP AND DRAWS ARITHMETIC SIZE CURVE IN MEMORY.
18098 REM   DRAWS LINE CURVE-----CURVE MAXIMUM VALUE =30%.
```



```
18099 REM
18100 HGR2
18105 IF WH = 2 OR WH = 4 OR WH = 6 OR WH = 7 THEN 18200
18110 GOTO 20700
18200 & SCALE,3,14, - 10,30
18300 LX$ = "PHI UNITS":LY$ = "PERCENTAGE (%)"
18400 & LABELAXES,1,10
18500 & DRAW ,13, - 10: & DRAW ,13,30: & PENUP
18600 FOR I = 1 TO IMAX
18650 N = 0
19000 PRINT
19100 & DRAW ,PI(I),A(I)
19200 NEXT I
19400 D$ = "*"
19500 PRINT
19600 PRINT D$;"PR#1"
19700 HTAB 36: PRINT "GRAPH OF ARITHMETIC SIZE DISTRIBUTION"
19800 HTAB 32: PRINT
"===== ": PRINT : PRINT
19900 PRINT D$;"PR#0"
20200 PRINT
20300 PRINT D$;"PR#1": POKE 1913,66: PRINT CHR$(17): REM INSERT CONTROL 'Q'
TO PRINT GRAPH
20400 PRINT : PRINT : PRINT
20500 PRINT TAB(33);"ABOVE GRAPH IS FOR SAMPLE NUMBER ";NUMBER
20505 PRINT : PRINT
20510 PRINT TAB(29);"SAMPLE INFORMATION"
20515 PRINT TAB(29);"-----": PRINT
20520 PRINT TAB(15);INFO$(1)
20540 PRINT TAB(15);INFO$(2)
```

```
20560 PRINT TAB( 15);INFO$(3)
20580 PRINT TAB( 15);INFO$(4)
20590 PRINT CHR$( 12):REM INSERT CONTROL 'L' TO EJECT PAGE
20595 PRINT D$;"PR#0"
20600 PRINT CHR$( 12):REM INSERT CONTROL 'L' TO EJECT PAGE"
20700 PRINT
20705 IF WH = 3 OR WH = 5 OR WH = 6 OR WH = 7 THEN 20800
20710 GOTO 23295
20745 REM
20750 REM   SETS UP AND DRAWS LOG/LOG ARITHMETIC SIZE CURVE IN
MEMORY.
20755 REM   DRAWS LINE CURVE-----CURVE MAXIMUM VALUE =2.
20760 REM
20800 HGR2
20900 & SCALE,3,14, - .5,2
21000 LX$ = "PHI UNITS":LY$ = "PERCENTAGE LOG"
21100 & LABELAXES,1,.5
21200 N = 0
21300 & DRAW ,13, - .5: & DRAW ,13,2: & PENUP
21400 FOR I = 1 TO IMAX
21500 N = N + 1
21600 PRINT
21650 IF A(N) < 0 THEN A(N) = 0
21700 IF A(N) = 0 THEN V = 0: GOTO 21900
21800 V = LOG (A(N)) * .434294
21850 IF V < 0 THEN V = 0: REM   WHEN %<1 THE LOG (%) GOES -VE
21900 & DRAW ,PI(I),V
22000 NEXT I
22100 PRINT D$;"PR#1"
22200 HTAB 32: PRINT "LOG/LOG GRAPH OF ARITHMETIC SIZE DISTRIBUTION"
```

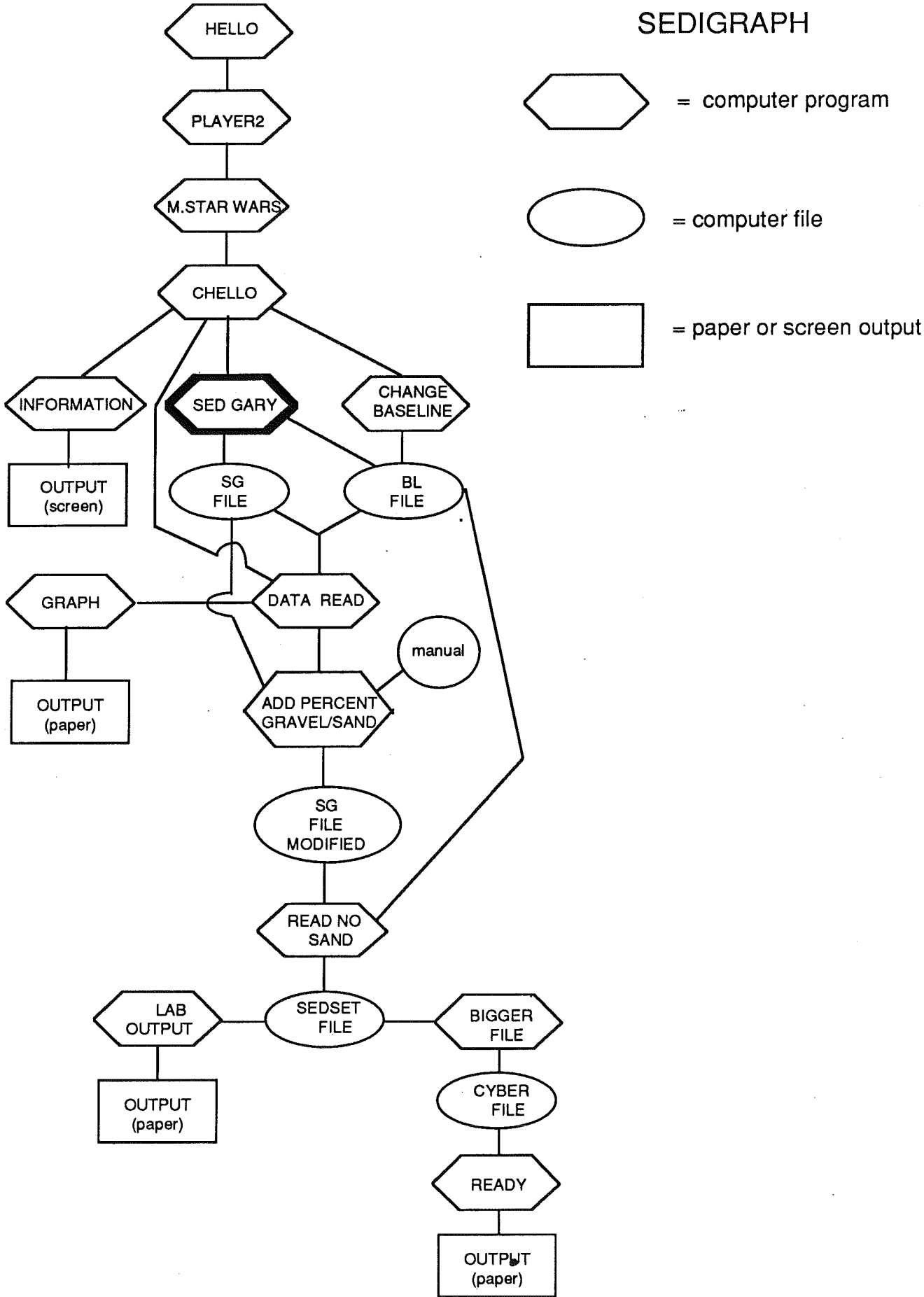
```

22300 HTAB 30: PRINT
"=====
22400 PRINT : PRINT
22500 PRINT D$;"PR#0"
22900 PRINT
23000 PRINT D$;"PR#1": POKE 1913,66: PRINT CHR$ (17): REM INSERT CONTROL 'Q'
TO PRINT GRAPH
23100 PRINT : PRINT : PRINT
23200 PRINT TAB( 33);"ABOVE GRAPH IS FOR SAMPLE NUMBER ";NUMBER
23205 PRINT : PRINT
23210 PRINT TAB( 29);"SAMPLE INFORMATION"
23215 PRINT TAB( 29);"-----": PRINT
23220 PRINT TAB( 15);INFO$(1)
23240 PRINT TAB( 15);INFO$(2)
23260 PRINT TAB( 15);INFO$(3)
23280 PRINT TAB( 15);INFO$(4)
23290 PRINT CHR$ (12): REM INSERT CONTROL 'L' TO EJECT PAGE
23295 PRINT D$;"PR#0"
23400 I = 0:N = 0:DUM = 0:CLAY = 0:YY = 0:UU = 0:ZZZ = 0: TEXT
23450 BBB = 0: FOR X = 1 TO 210:PI(X) = 0: NEXT X
23455 X = 0
24000 NEXT NUMBER
24100 PRINT D$;"RUN CHELLO"
25000 FOR I = 4 TO (IMAX - 3)
25010 BLINE(1) = .65 * A(1) + .2 * A(2) + .1 * A(3) + .05 * A(4)
25020 BLINE(2) = .2 * A(1) + .45 * A(2) + .2 * A(3) + .1 * A(4) + .05 * A(5)
25025 BLINE(3) = .1 * A(1) + .2 * A(2) + .35 * A(3) + .2 * A(4) + .1 * A(5) + .05 * A(6)
25027 BLINE(I) = .05 * A(I - 3) + .1 * A(I - 2) + .2 * A(I - 1) + .30 * A(I) + .2 * A(I + 1) + .1 *
A(I + 2) + .05 * A(I + 3)
25030 BLINE(IMAX - 2) = .05 * A(IMAX - 5) + .1 * A(IMAX - 4) + .2 * A(IMAX - 3) + .35 *

```

```
A(IMAX - 2) + .2 * A(IMAX - 1) + .1 * A(IMAX)
25040 BLINE(IMAX - 1) = .05 * A(IMAX - 4) + .1 * A(IMAX - 3) + .2 * A(IMAX - 2) + .45 *
A(IMAX - 1) + .2 * A(IMAX)
25050 BLINE(IMAX) = .05 * A(IMAX - 3) + .1 * A(IMAX - 2) + .2 * A(IMAX - 1) + .65 *
A(IMAX)
25060 NEXT I
25065 ACUM(1) = 100 - BLINE(1):A(1) = BLINE(1):CLAY = A(1)
25068 IF PI(I) < 8 OR PI(I) = 8 THEN CLAY = CLAY + A(I)
25070 FOR I = 2 TO IMAX:A(I) = BLINE(I)
25071 IF PI(I) < 8 OR PI(I) = 8 THEN CLAY = CLAY + A(I)
25075 ACUM(I) = ACUM(I - 1) - A(I): NEXT I
25080 GOTO 6600
```

SEDIGRAPH



A menu driven program from Chello. It is executed from choosing the option SAVE DATA. This program allows the running of a baseline. If the operator chooses not to run a baseline, the operator responds no and the program assumes the mode to run a sample. Baseline samples produce output files with the prefix BL, and samples produce output files with the prefix SG. The program allows header information such as sample number and information. (Samples and baselines will only use the first 217 data points). The instrument may be allowed to run passed this point but the extra data generated will not be used.

```
0 REM
5 REM THIS PROGRAMS SAVES DATA FROM THE SEDIGRAPH TO A DISKETTE.
6 REM
10 D$ = "*"
15 DIM A(500),LD(500)
20 HOME
25 INVERSE
30 HTAB 8: PRINT "*****"
40 HTAB 8: PRINT "*                *"
50 HTAB 8: PRINT "* AGC FINE SEDIMENT ANALYSIS *"
70 HTAB 8: PRINT "*   DIGITIZE SEDI-GRAPH   *"
72 HTAB 8: PRINT "*                *"
74 HTAB 8: PRINT "*                *"
76 HTAB 8: PRINT "*   CREATED BY D.M.C.S.   *"
79 HTAB 8: PRINT "*   GARY DUCHESNE       *"
80 HTAB 8: PRINT "*                *"
82 HTAB 8: PRINT "*                *"
90 HTAB 8: PRINT "*****"
110 PRINT : PRINT : PRINT : FOR X = 1 TO 20: NEXT X
150 PRINT D$;"OPEN BASELINE,D2"
170 PRINT D$;"READ BASELINE"
190 INPUT BNUMBER
```

```
210 PRINT D$;"CLOSE BASELINE"
230 VTAB 14: HTAB 10: PRINT "OLD BASE LINE ",BNUMBER
250 PRINT : PRINT
260 NORMAL
265 GOSUB 7790
266 PRINT : PRINT
270 PRINT "IS THIS A NEW BASE LINE "
290 PRINT "INPUT 'Y' OR 'N'"
310 GET B$
315 INVERSE
330 IF B$ = "Y" THEN S$ = "BL":BNUMBER = BNUMBER + 1:NUMBER = BNUMBER:
GOTO 790
350 S$ = "SG"
370 HOME
390 VTAB 6: HTAB 10: PRINT "SAMPLE # "
410 VTAB 8: HTAB 10: PRINT "SCIENTIST'S NAME "
430 VTAB 10: HTAB 10: PRINT "% TOTAL SAMPLE "
450 VTAB 18: HTAB 5: PRINT "INFORMATION"
470 VTAB 20: HTAB 10: PRINT ":"
490 VTAB 21: HTAB 10: PRINT ":"
510 VTAB 22: HTAB 10: PRINT ":"
530 VTAB 23: HTAB 10: PRINT ":"
540 NORMAL
550 VTAB 6: HTAB 20: INPUT A$: IF A$ = "" THEN INVERSE : VTAB 6: HTAB 21: PRINT
NUMBER: NORMAL : GOTO 570
560 NUMBER = VAL (A$)
570 VTAB 8: HTAB 27: INPUT B$: IF B$ = "" THEN INVERSE : VTAB 8: HTAB 27: PRINT
NAME$: NORMAL : GOTO 590
580 NAME$ = B$
590 VTAB 10: HTAB 24: INPUT C$: IF C$ = "" THEN INVERSE : VTAB 10: HTAB 25:
PRINT PT: NORMAL : GOTO 610
```



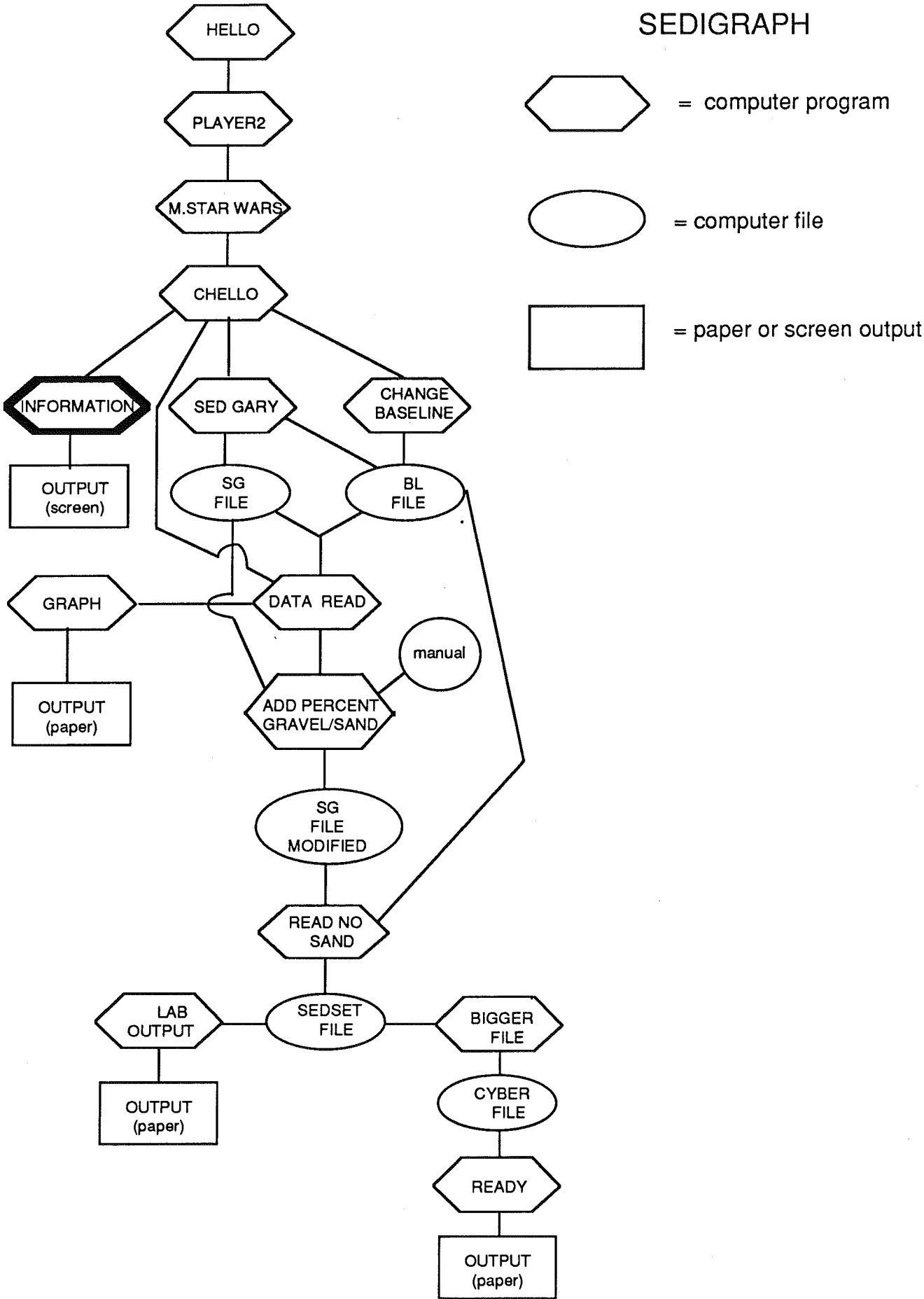
```
600 PT = VAL (C$)
610 VTAB 20: HTAB 12: INPUT E$: IF E$ = "" THEN INVERSE : VTAB 20: HTAB 13:
PRINT INFO$(1): NORMAL : GOTO 630
620 INFO$(1) = E$
630 VTAB 21: HTAB 12: INPUT F$: IF F$ = "" THEN INVERSE : VTAB 21: HTAB 13:
PRINT INFO$(2): NORMAL : GOTO 650
640 INFO$(2) = F$
650 VTAB 22: HTAB 12: INPUT G$: IF G$ = "" THEN INVERSE : VTAB 22: HTAB 13:
PRINT INFO$(3): NORMAL : GOTO 670
660 INFO$(3) = G$
670 VTAB 23: HTAB 12: INPUT H$: IF H$ = "" THEN INVERSE : VTAB 23: HTAB 13:
PRINT INFO$(4): NORMAL : GOTO 690
680 INFO$(4) = H$
690 VTAB 1
710 PRINT : PRINT : PRINT "ARE THESE VALUES CORRECT "
730 INPUT Y$
750 IF Y$ = "N" THEN 390
770 HOME
790 PRINT
830 AD = 49328: REM A/D ADDRESS
850 PA = 49249: REM PULSE ADDRESS
870 RH = 49241: REM RESET HIGH
890 RL = 49240
910 GO = 49250: REM PROGRAM IN PROGRESS ADDRESS
930 N = 312
970 LC = 1 / LOG (10)
990 PRINT "ZERO RECORDER & TYPE Z"
1010 INPUT C$
1030 IF C$ < > "Z" THEN 1010
1050 Z = PEEK (AD): REM ALWAYS PEEK AD TWICE
1070 Z = PEEK (AD)
```

```
1090 PRINT Z
1110 PRINT "SET 100%"
1130 INPUT C$
1150 F = PEEK (AD)
1170 F = PEEK (AD)
1190 PRINT F
1200 IF F = Z OR F < Z THEN PRINT "100% SETTING MUST BE GREATER THAN ZERO
SETTING": GOTO 990
1210 PRINT "SET DIA. TO 63 ON RECORDER THEN ENTER": PRINT " SAME VALUE.";
1230 INPUT D
1250 X1 = LC * LOG (100 / D)
1270 PRINT X1," START UP"
1290 IF PEEK (GO) < = 127 GOTO 1290
1310 PRINT "RUNNING"
1330 FOR I = 1 TO 248
1350 IF ( PEEK (PA) < 128) AND ( PEEK (GO) > 127) GOTO 1350
1370 IF PEEK (GO) < 128 GOTO 1610
1390 LET Q = PEEK (RH) + PEEK (RL)
1490 LET A(I) = PEEK (AD)
1495 LET A(I) = PEEK (AD)
1510 REM DIGITIZE X AXIS
1530 PRINT I,A(I)
1550 NEXT I
1570 IMAX = 217
1590 GOTO 1650
1610 PRINT "PULL OUT"
1630 IMAX = I - 1
1635 REM
1640 REM  SAVE DATA ROUTINE
1645 REM
1650 PRINT D$;"OPEN ";S$;NUMBER;" ,D2"
```

```
1670 PRINT D$;"WRITE ";S$;NUMBER
1690 IF B$ = "Y" THEN PRINT IMAX: GOTO 1850
1710 PRINT BNUMBER
1730 PRINT NAMES$
1750 PRINT PT
1760 PRINT IMAX
1770 PRINT INFO$(1)
1790 PRINT INFO$(2)
1810 PRINT INFO$(3)
1830 PRINT INFO$(4)
1850 FOR I = 1 TO IMAX
1870 A(I) = 100 * (A(I) - Z) / (F - Z)
1890 X = X1 + 3 * I / N
1910 LD(I) = 10^
(2 - X)
1950 PRINT A(I)
1990 NEXT I
2010 PRINT D$;"CLOSE "S$;NUMBER
2030 PRINT D$;"OPEN BASELINE,D2"
2050 PRINT D$;"WRITE BASELINE"
2070 PRINT BNUMBER
2090 PRINT D$;"CLOSE BASELINE"
7000 HOME
7100 VTAB 15: HTAB 8: FLASH : PRINT "ALL DATA IS NOW SAVE ":-
7120 HTAB 8: NORMAL : PRINT " PRESS 'S' KEY TO RESTART "
7124 FOR X = 1 TO 25: PRINT "*"::: NEXT X
7125 HTAB 9: PRINT "PRESS SPACE BAR FOR MAIN MENU"
7126 GET A$: IF A$ = "S" THEN HOME : GOTO 230
7130 PRINT : PRINT D$;"RUN CHELLO,D1"
7500 END
7790 MEM = ( PEEK (978) - ( PEEK (978) > 127) * 256) * 256 + 2947:AE = 174 - (157 -
```

```
PEEK (978))
7800 NS = 403 + 93 * ( PEEK (MEM + 2925) = 16)
7810 RESTORE : FOR I = 896 TO 960: READ P: POKE I,P: NEXT
7820 AE = 149 - (157 - PEEK (978)): POKE 905,AE: POKE 938,AE
7830 D = PEEK (MEM + 485):S = PEEK (MEM + 487)
7840 POKE 897,S * 16: POKE 911,S * 16: POKE 898,D: POKE 912,D
7850 CALL 919
7860 R = PEEK (917) + 256 * PEEK (918):U = NS - R
7870 PRINT "SECTORS USED=";: PRINT "*";U
7880 PRINT "SECTORS FREE=";: PRINT "*";R
7885 IF R > 20 THEN 9000
7890 PRINT TAB( 8);" "; INVERSE : FLASH : PRINT "WARNING ONLY "R" SECTORS
LEFT": NORMAL
7900 PRINT TAB( 9);: INVERSE : FLASH : PRINT "PRESS 'CTRL RESET' TO ESCAPE":
NORMAL
7950 NORMAL
8000 DATA
1,96,1,0,17,0,145,3,0,149,0,0,1,0,0,96,1,0,1,239,216,0,0,169,3,160,128,32,217,3,162,0,14
2,149,3,142,150,3,160,56,185,0,149,162,8,10,144,8,238,149,3,208,3,238,150,3,202,208,24
2,200,192,196,144,232,96
9000 RETURN
```

SEDIGRAPH




This is a menu driven program that allows the first time operator of the SediGraph® a chance to be given some background information on the operation of the SediGraph® and its accompanying software (a help program).


```
0 REM
1 D$ = CHR$(4)
2 HOME
5 SPEED= 100
10 FOR X = 1 TO 58
20 READ A$
30 PRINT A$
40 NEXT X
400 DATA " THE SEDIGRAPH PROGRAM"
410 DATA " -----"
420 DATA " "
430 DATA " "
500 DATA " THE SEDIGRAPH PROGRAM PROVIDES "
510 DATA "A STATISTICAL AND GRAPHICAL OUTPUT OF"
520 DATA "DATA AS MEASURED BY THE SEDIGRAPH WITH"
530 DATA "THE APPLE II PLUS, MICRO COMPUTER."
540 DATA " "
550 DATA " THERE ARE THREE DATA FILES WHICH "
560 DATA "ARE SET UP FOR STORAGE AND RETRIEVAL "
570 DATA "OF RAW DATA;"
575 DATA " "
580 DATA " (A) BASELINE NUMBER FILE-"
585 DATA " "
590 DATA " THIS FILE KEEPS TRACK OF THE"
600 DATA " MOST RECENT BASELINE BEING USED."
610 DATA " "
```


620 DATA " (B) BASELINE DATA FILE-"
630 DATA " "
640 DATA " THIS FILE IS FOR STORAGE AND "
650 DATA " RETRIEVAL OF DATA FOR THE "
660 DATA " BASELINE. DATA IS NEEDED TO "
670 DATA " CALCULATE THE CORRECTIONS FOR"
680 DATA " SEDIGRAPH BASELINE DRIFT."
690 DATA " "
700 DATA " (C) SAMPLE DATA FILE-"
705 DATA " "
710 DATA " THIS FILE CONTAINS A HEADER"
720 DATA " FILE AND RAW DATA. THE HEADER"
730 DATA " CONTAINS IDENTIFICATION AND "
740 DATA " DESCRIPTION OF THE SAMPLE. THE"
750 DATA " RAW DATA CONTAINS THE DATA"
760 DATA " FROM THE SEDIGRAPH."
770 DATA " "
780 DATA " "
790 DATA " FROM THE ABOVE, THE PROGRAM WILL"
800 DATA "CALCULATE THE MEAN,STANDARD DEVIATION,"
810 DATA "SKEWNESS AND KURTOSIS. THE PROGRAM"
820 DATA "ALSO PROVIDES GRAPHIC OUTPUTS TO THE "
830 DATA "MONITOR AND PRINTER, OF THE CUMULATIVE"
840 DATA "PLOT, ARITHMETIC SIZE PLOT AND LOG/LOG"
850 DATA "PLOT. THE OPERATOR HAS THE CHOICE OF "
860 DATA "WHICH PLOTS HE/SHE WISHES TO SEE."
865 DATA " "
866 DATA " "
870 DATA " THE PROGRAM IS DESIGN TO RUN AS "
880 DATA "SOON AS THE COMPUTER IS TURNED ON."
890 DATA "ALL DIRECTIONS AND CHOICES ARE GIVEN"

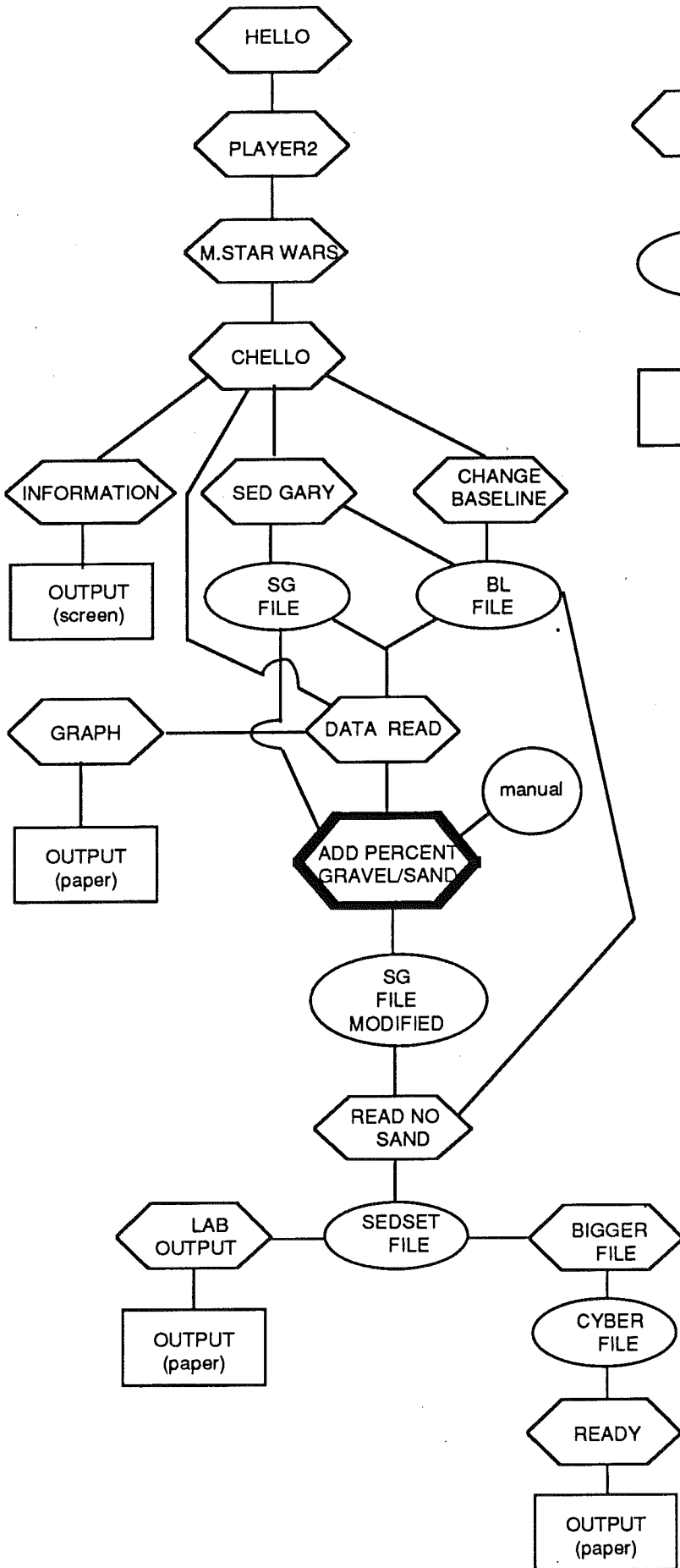
900 DATA "TO THE OPERATOR AS THE PROGRAM IS "
910 DATA "RUNNING. IF THE OPERATOR RUNS INTO A "
920 DATA "SITUATION WHICH REQUIRES THE OPERATOR"
930 DATA "TO ESCAPE THE PROGRAM, A CONTROL RESET"
940 DATA "WILL BRING THE OPERATOR OUT OF THE "
950 DATA "SYSTEM. TYPE 'PR#6 + RETURN' TO "
960 DATA "REBOOT SYSTEM AND START OVER AGAIN."
970 DATA " "
980 DATA " "
990 DATA "NOTE: NEVER RESET SYSTEM WHILE SAVING"
1000 DATA "OR RETRIEVING DATA FROM A DISKETTE."
1050 SPEED= 255
1100 HTAB 10: PRINT "PRESS A KEY TO CONT": GET X\$
1150 PRINT
1200 PRINT D\$;"RUN CHELLO"

SEDIGRAPH

 = computer program

 = computer file

 = paper or screen output



This program must be run prior to running the merge program called READ NO SAND (only to be used with samples analyzed on the SediGraph that are complete onto themselves). The program modifies the SediGraph output files SG to include values of percent gravel and sand.

```
0 REM
1 REM GRAVEL%,SAND%,SEDIGRAPH DATA
5 INPUT "SAMPLE NUMBER ";SG
10 D$ = "*"
40 INPUT "WHAT IS THE PERCENT GRAVEL?";PG
50 INPUT "WHAT IS THE PERCENT SAND?";PS
55 PRINT PG,PS
60 INPUT "ARE THESE VALUES CORRECT (YES=0,NO=1)";A
70 IF A > 0 THEN GOTO 5
100 PRINT D$;"APPEND SG";SG
110 PRINT D$;"WRITE SG";SG
120 PRINT PG
130 PRINT PS
140 PRINT D$;"CLOSE SG";SG
150 GOTO 5
160 END
```

SEDIGRAPH



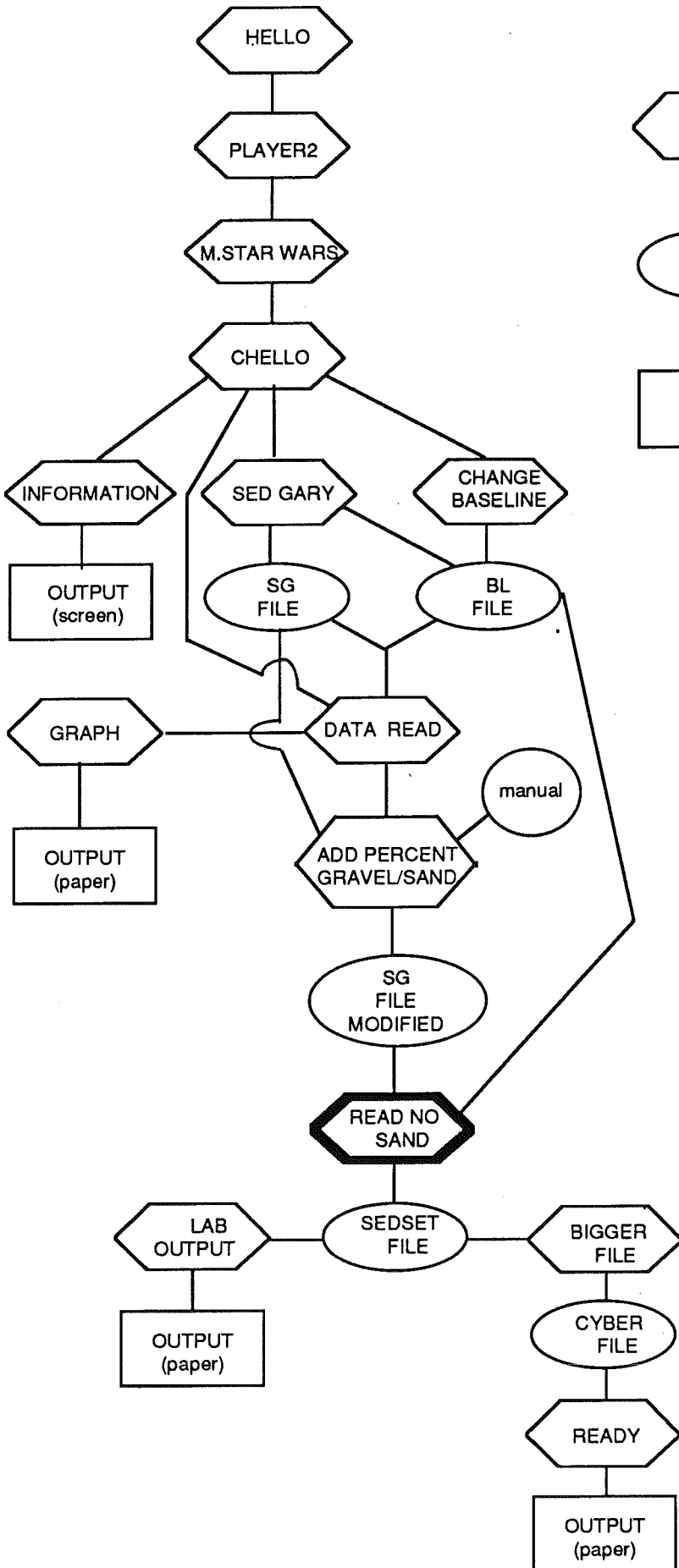
= computer program



= computer file



= paper or screen output



A merging program for use with the SediGraph® for percent gravel and percent sand only. It produces an output file (SEDSET) from SG files.

```
0 REM
10 FF = 31
20 HOME
30 REM
40 REM MEMORY IS SET HIGHER TO ALLOW MORE ROOM FOR DATA.
50 HIMEM: 38400
60 DIM A(110),PI(217),ACUM(217),BLINE(110)
70 PI(0) = 4 - (1 / FF)
80 D$ = "*"
90 PRINT "IF ONLY ONE SAMPLE IS NEEDED LET ": PRINT "START AND FINISH
SAMPLE BE THE SAME": PRINT
100 PRINT "INPUT STARTING SAMPLE # ";: INPUT S1
110 PRINT "INPUT FINISH SAMPLE # ";: INPUT S2
120 HOME
130 PRINT "WHICH CURVES DO YOU WANT TO PLOT "
140 HTAB 7: PRINT "<1> CUMULATIVE SIZE"
150 HTAB 7: PRINT "<2> ARITHMETIC SIZE"
160 HTAB 7: PRINT "<3> LOG/LOG GRAPH"
170 HTAB 7: PRINT "<4> CUMULATIVE & ARITHMETIC "
180 HTAB 7: PRINT "<5> CUMULATIVE & LOG/LOG"
190 HTAB 7: PRINT "<6> ARITHMETIC & LOG/LOG"
200 HTAB 7: PRINT "<7> ALL THREE CURVES"
210 HTAB 7: PRINT "<8> NO PRINTED CURVES"
220 PRINT : PRINT "INPUT YOUR CHOICE # ": GET W$: PRINT
230 WH = VAL (W$)
240 IF WH = 0 OR WH > 8 THEN HOME : GOTO 130
250 IF W$ = "" THEN HOME : GOTO 130: REM IF W$=CONTROL 'C'
```

```
260 HOME
270 PRINT "INPUT YOUR PHI INTERVAL****";
280 INPUT AMM
290 IF AMM < .1 THEN PRINT "*INTERVAL CAN NOT BE LESS THAN .1": PRINT :
GOTO 270
300 IF AMM < 0 OR AMM > 1 THEN HOME : GOTO 270
310 FOR NUMBER = S1 TO S2
320 S$ = "SG"
330 HOME
340 N1 = N
350 REM
360 REM   READING SAMPLE INFORMATION AND DATA
370 REM
380 FLASH : VTAB 6: HTAB 15: PRINT "READING SG";NUMBER;" FILE"
390 VTAB 8: HTAB 15: PRINT " PLEASE STANDBY ": NORMAL
400 PRINT D$;"OPEN ";S$;NUMBER;" ,D2"
410 PRINT D$;"READ ";S$;NUMBER
420 INPUT BNUMBER
430 INPUT NAMES$
440 INPUT PT
450 INPUT JMAX
460 IMAX = JMAX - 1
470 IF IMAX > 217 THEN IMAX = 217
480 INPUT INFO$(1)
490 INPUT INFO$(2)
500 INPUT INFO$(3)
510 INPUT INFO$(4)
520 VTAB 10: HTAB 15: PRINT "BASELINE # ";BNUMBER
530 VTAB 12: HTAB 15: PRINT "SCIENTIST ";NAMES$
540 VTAB 14: HTAB 15: PRINT "PERCENT TOTAL ";PT
550 VTAB 16: HTAB 15: PRINT "INFORMATION"
```

```
560 VTAB 17: HTAB 15: PRINT "-----"
570 VTAB 19: HTAB 15: PRINT INFO$(1)
580 HTAB 15: PRINT INFO$(2)
590 HTAB 15: PRINT INFO$(3): HTAB 15: PRINT INFO$(4)
600 FOR I = 1 TO IMAX
610 INPUT ACUM(I)
620 IF ACUM(I) > 100 THEN ACUM(I) = 100
630 ACUM(0) = ACUM(1)
640 IF ACUM(I) > ACUM(I - 1) THEN ACUM(I) = ACUM(I - 1)
650 IF ACUM(I) < 0 THEN ACUM(I) = 0
660 PI(I) = PI(I - 1) + 1 / FF
670 NEXT I
680 IF JMAX < 217 THEN GOTO 720
690 FOR I = 218 TO JMAX
700 INPUT V2
710 NEXT I
720 INPUT V2
730 INPUT V3
740 PRINT D$;"CLOSE "S$;NUMBER
750 REM
760 REM   READING BASELINE DATA AND MAKING CORRECTIONS TO SAMPLE
DATA TO
770 REM   ALLOW FOR BASELINE DRIFT.
780 REM
790 BL = BNUMBER: PRINT D$;"OPEN BL";BL
800 PRINT D$;"READ BL";BL: INPUT BMAX
810 INVERSE : VTAB 6: PRINT "READING AND MAKING BASELINE CORRECTIONS"
820 NORMAL
830 FOR I = 1 TO IMAX
840 INPUT C
850 IF C > 100 THEN C = 100
```

```
860 IF I = 1 THEN C0 = C:C2 = C
870 IF C > C2 THEN C = C2
880 ACUM(I) = ACUM(I) + (C - C0)
890 IF ACUM(I) < 0 THEN ACUM(I) = 0
900 C2 = C
910 NEXT I: PRINT D$;"CLOSE BL";BL
920 A(1) = 100 - ACUM(1)
930 N = 0
940 BBB = 0:Y = 1
950 FOR XX = 4 TO 16 STEP AMM
960 BBB = BBB + 1
970 IF XX = 4 THEN PI(BBB) = XX: GOTO 1070
980 FOR X = Y TO IMAX
990 IF PI(X) = 0 THEN 1080
1000 IF PI(X) > XX OR PI(X) = XX THEN 1030
1010 NEXT X
1020 X = X - 1
1030 MM = (ACUM(X) - ACUM(X - 1)) / (PI(X) - PI(X - 1))
1040 NACUM = (MM * XX) - ((MM * PI(X)) - ACUM(X))
1050 PI(BBB) = XX:ACUM(BBB) = NACUM
1060 ACUM(BBB) = NACUM
1070 Y = X: NEXT XX
1080 IMAX = INT ((IMAX / 31) / AMM) + 1:N = 0
1090 FOR I = 1 TO IMAX
1100 N = N + 1
1110 IF I = 1 THEN 1130
1120 A(N) = ACUM(I - 1) - ACUM(I)
1130 PI(I) = PI(I) - (AMM / 2)
1140 IF PI(I) < 8 OR PI(I) = 8 THEN CLAY = CLAY + A(N)
1150 NEXT I
1160 CLAY = CLAY * PT / 100
```



```

1170 IF AMM > = .5 THEN 1190
1180 GOTO 3190
1190 VTAB 8: HTAB 15: FLASH : PRINT "TURN PRINTER ON": NORMAL
1200 I = 0
1210 PRINT D$;"PR#1": PRINT " ": PRINT D$;"PR#0"
1220 VTAB 8: HTAB 15: INVERSE : PRINT "PRINTER ON STANDBY": NORMAL : PRINT
D$;"PR#1"
1230 REM
1240 REM   CALCULATING THE STATISTICS USING METHOD OF MOMENTS.
1250 REM
1260 FOR N = 1 TO IMAX
1270 LET I = I + 1
1280 DUM = (PI(N) * A(I)) + DUM
1290 NEXT N
1300 MEAN = DUM / (100 - ACUM(I)): REM   MEAN PHI
1310 XBAR = 10^
(- MEAN * .301): REM   MEAN MILLIMETERS
1320 I = 0
1330 FOR N = 1 TO IMAX
1340 I = I + 1
1350 YY = A(I) * (PI(N) - MEAN) ^
2 + YY^
1360 UU = A(I) * (PI(N) - MEAN) ^
3 + UU
1370 ZZZ = A(I) * (PI(N) - MEAN) ^
4 + ZZZ
1380 NEXT N
1390 M2 = YY / 100
1400 SD = M2 ^
.5: REM   STANDARD DEVIATION
1410 M3 = UU / 100

```

```

1420 A3 = M3 / M2 ^
1.5: REM SKEWNESS
1430 M4 = ZZZ / 100
1440 A4 = M4 / M2 ^
2: REM KURTOSIS
1450 HOME : TEXT
1460 PRINT : PRINT
1470 PRINT CHR$ (27); CHR$ (65); CHR$ (12): REM CHANGING SPACING BACK TO
NORMAL
1480 POKE 1657,94
1490 PRINT CHR$ (27); CHR$ (14);: REM CHANGE PRINT TO ENLARGE PRINT
1500 PRINT TAB( 3)"SEDIGRAPH SEDIMENT SIZE ANALYSIS "
1510 PRINT CHR$ (27); CHR$ (14);
1520 PRINT TAB( 3)"-----"
1530 FOR X = 1 TO 6: PRINT : NEXT X
1540 HTAB 7: PRINT "SAMPLE NUMBER :....";NUMBER;: PRINT TAB( 23);"
SCIENTIST:.....";NAME$
1550 PRINT
1560 HTAB 7: PRINT "PHI INTERVAL:.... ";AMM;: PRINT TAB( 24);" NUMBER OF
POINTS:....";IMAX
1570 PRINT
1580 HTAB 7: PRINT "BASELINE #:.....";BNUMBER;: PRINT TAB( 24);" PERCENT
MUD:....";PT
1590 PRINT : PRINT : GOSUB 3510
1600 PRINT : PRINT : PRINT : PRINT
1610 STAR = 49312 + 256 * 1
1620 XBAR = INT (XBAR * 1000 + .5) / 1000:MEAN = INT (MEAN * 100 + .5) / 100:SD =
INT (SD * 100 + .5) / 100:A3 = INT (A3 * 100 + .5) / 100:A4 = (A4 * 100 + .5) / 100
1630 PRINT "MOMENT MEASURE STATISTICS ON JUST THE MUD FRACTION"
1640 HTAB 20: PRINT "#####"
1650 HTAB 20: PRINT "##"

```

```

1660 HTAB 20: PRINT "## MEAN ..... ="; CALL STAR:XBAR;F5.3," MM ##",
CHR$ (13):
1670 HTAB 20: PRINT "## MEAN ..... ="; CALL STAR:MEAN;F5.2," PHI ##",
CHR$ (13):
1680 HTAB 20: PRINT "## STANDARD DEVIATION ="; CALL STAR:SD;F5.2," ##",
CHR$ (13):
1690 HTAB 20: PRINT "## SKEWNESS..... ="; CALL STAR:A3;F5.2," ##", CHR$
(13):
1700 HTAB 20: PRINT "## KURTOSIS..... ="; CALL STAR:A4;F5.2," ##", CHR$
(13):
1710 HTAB 20: PRINT "##          ##"
1720 HTAB 20: PRINT "#####"
1730 PRINT
1740 CLAY = INT (CLAY * 100 + .5) / 100
1750 PRINT TAB( 20);"PERCENT CLAY=";PT - CLAY
1760 PRINT TAB( 20);"PERCENT SILT=";CLAY
1770 PRINT : PRINT : PRINT : PRINT
1780 PRINT CHR$ (12): REM INSERT CONTROL 'L' FOR PAGE EJECT
1790 POKE 1657,79: PRINT CHR$ (27); CHR$ (65); CHR$ (8): REM SUBPRESS LINE
SPACING
1800 PRINT "SAMPLE NUMBER "NUMBER: PRINT : PRINT
1810 HTAB 28: PRINT "CONDENSED CLASS DATA (RAW)"
1820 HTAB 28: PRINT "-----": PRINT
1830 PRINT
1840 HTAB 15: PRINT
"=====
1850 HTAB 15: PRINT "!      !      !      !      !"
1860 HTAB 15: PRINT "! DIAMETER ! DIAMETER ! WEIGHT ! CUM WEIGHT !"
1870 HTAB 15: PRINT "! (PHI) ! (MM) ! (%) ! (%) !"
1880 HTAB 15: PRINT "!      !      !      !      !"
1890 HTAB 15: PRINT

```

```

"=====
1900 I = 0
1910 FOR N = 1 TO IMAX
1920 LET I = I + 1
1930 A9 = A(I) * PT / 100
1940 PI = PI(N)
1950 PI = INT (PI * 1000 + .5) / 1000:LS = 10^ (- PI * .301):LS = INT (LS * 10000 + .5) /
10000:A9 = INT (A9 * 100 + .5) / 100:ACUM = INT (ACUM(N) * 100 + .5) / 100
1960 STAR = 49312 + 256 * 1
1970 HTAB 15: PRINT "! ";
1980 CALL STAR:PI;F5.3," ! ";
1990 CALL STAR:LS;F5.4," ! ";
2000 CALL STAR:A9;F5.2," ! ";
2010 CALL STAR:ACUM;F5.2," !", CHR$ (13):
2020 HTAB 15: PRINT "!-----!-----!-----!-----!"
2030 NEXT N
2040 IF V1 = 0 THEN GOSUB 3340
2050 PRINT CHR$ (27); CHR$ (65); CHR$ (12): REM BRING BACK NORMAL
SPACING
2060 PRINT CHR$ (12): REM INSERT CONTROL 'L' FOR PAGE EJECT
2070 PRINT D$;"PR#0"
2080 REM
2090 REM SET PARAMETERS AND LOAD GRAPHICS INTO MEMORY.
2100 REM MUST BE RELOADED AFTER THE DATA TABLE HAS BEEN PRINTED.
2110 REM
2120 PRINT D$;"OPEN OPENER,D1,S6": PRINT D$;"CLOSE OPENER"
2130 ADDRESS = 24576
2140 DEF FN H(X) = INT (X / 256): DEF FN L(X) = X - FN H(X) * 256
2150 POKE 1013,76: POKE 1014, FN L(ADDRESS + 832): POKE 1015, FN H(ADDRESS +
832)

```

```
2160 POKE 232, FN L(ADDRESS): POKE 233, FN H(ADDRESS)
2170 POKE 237,76: POKE 238, FN L(ADDRESS + 1152): POKE 239, FN H(ADDRESS +
1152): REM "RESUME" RE-ENTRY POINT
2180 POKE 973,76: POKE 974, FN L(ADDRESS + 996): POKE 975, FN H(ADDRESS +
996): REM "OSRETUR" STRING RETURN ENTRY POINT
2190 POKE 970,76: POKE 971, FN L(ADDRESS + 1112): POKE 972, FN H(ADDRESS +
1112): REM "ORETUR" ARITHMETIC EXPR. RE-ENTRY POINT
2200 D$ = CHR$ (4)
2210 NORMAL : PRINT D$;"BLOAD GRAPH,A";ADDRESS
2220 POKE ADDRESS + 1144, FN L(ADDRESS + 1164): POKE ADDRESS + 1148, FN
H(ADDRESS + 1164)
2230 POKE ADDRESS + 934, FN L(ADDRESS + 1164): POKE ADDRESS + 938, FN
H(ADDRESS + 1164)
2240 PRINT D$;"PR#0"
2250 IF WH = 1 OR WH = 4 OR WH = 5 OR WH = 7 THEN 2270
2260 GOTO 2550
2270 HGR2
2280 REM
2290 REM SETS UP AND DRAWS CUMATIVE ARITHMETIC SIZE CURVE IN
MEMORY.
2300 REM DRAWS POINT ONLY CURVE----CURVE MAXIUM VALUE =110%.
2310 REM
2320 & SCALE,3,14, - 10,110
2330 LX$ = "PHI UNITS":LY$ = "PERCENTAGE (%)"
2340 & LABELAXES,1,10
2350 & DRAW ,13, - 10: & DRAW ,13,110
2360 FOR I = 1 TO IMAX
2370 & PENUP
2380 & DRAW ,PI(I),ACUM(I)
2390 NEXT I
2400 D$ = "*"

```

```
2410 PRINT
2420 PRINT D$;"PR#1"
2430 HTAB 30: PRINT "GRAPH OF CUMULATIVE ARITHMETIC MUD DISTRIBUTION"
2440 HTAB 30: PRINT
"=====": PRINT : PRINT
2450 POKE 1913,66: PRINT CHR$(17): REM INSERT CONTROL 'Q' TO PRINT GRAPH
2460 N = 0: PRINT : PRINT : PRINT
2470 PRINT TAB(33);"ABOVE GRAPH IS FOR SAMPLE NUMBER ";NUMBER
2480 GOSUB 3510
2490 PRINT CHR$(12): REM INSERT CONTROL 'L' TO EJECT PAGE
2500 PRINT D$;"PR#0"
2510 REM
2520 REM   SETS UP AND DRAWS ARITHMETIC SIZE CURVE IN MEMORY.
2530 REM   DRAWS LINE CURVE-----CURVE MAXIMUM VALUE =30%.
2540 REM
2550 HGR2
2560 IF WH = 2 OR WH = 4 OR WH = 6 OR WH = 7 THEN 2580
2570 GOTO 2800
2580 & SCALE,3,14, - 10,30
2590 LX$ = "PHI UNITS":LY$ = "PERCENTAGE (%)"
2600 & LABELAXES,1,10
2610 & DRAW ,13, - 10: & DRAW ,13,30: & PENUP
2620 FOR I = 1 TO IMAX
2630 N = 0
2640 PRINT
2650 & DRAW ,PI(I),A(I)
2660 NEXT I
2670 D$ = "*"
2680 PRINT
2690 PRINT D$;"PR#1"
2700 HTAB 36: PRINT "GRAPH OF ARITHMETIC MUD DISTRIBUTION"
```

```
2710 HTAB 32: PRINT
"===== ": PRINT : PRINT
2720 PRINT D$;"PR#0"
2730 PRINT
2740 PRINT D$;"PR#1": POKE 1913,66: PRINT CHR$ (17): REM INSERT CONTROL 'Q'
TO PRINT GRAPH
2750 PRINT : PRINT : PRINT
2760 PRINT TAB( 33);"ABOVE GRAPH IS FOR SAMPLE NUMBER ";NUMBER
2770 GOSUB 3510
2780 PRINT CHR$ (12): REM INSERT CONTROL 'L' TO EJECT PAGE
2790 PRINT D$;"PR#0"
2800 PRINT
2810 IF WH = 3 OR WH = 5 OR WH = 6 OR WH = 7 THEN 2870
2820 GOTO 3130
2830 REM
2840 REM SETS UP AND DRAWS LOG/LOG ARITHMETIC SIZE CURVE IN MEMORY.
2850 REM DRAWS LINE CURVE-----CURVE MAXIMUM VALUE =2.
2860 REM
2870 HGR2
2880 & SCALE,3,14, - .5,2
2890 LX$ = "PHI UNITS":LY$ = "PERCENTAGE LOG"
2900 & LABELAXES,1,.5
2910 N = 0
2920 & DRAW ,13, - .5: & DRAW ,13,2: & PENUP
2930 FOR I = 1 TO IMAX
2940 N = N + 1
2950 PRINT
2960 IF A(N) < 0 THEN A(N) = 0
2970 IF A(N) = 0 THEN V = 0: GOTO 3000
2980 V = LOG (A(N)) * .434294
2990 IF V < 0 THEN V = 0: REM WHEN %<1 THE LOG (%) GOES -VE
```

```

3000 & DRAW ,PI(I),V
3010 NEXT I
3020 PRINT D$;"PR#1"
3030 HTAB 32: PRINT "LOG/LOG GRAPH OF ARITHMETIC MUD DISTRIBUTION"
3040 HTAB 30: PRINT
"=====
3050 PRINT : PRINT
3060 PRINT D$;"PR#0"
3070 PRINT
3080 PRINT D$;"PR#1": POKE 1913,66: PRINT CHR$(17): REM INSERT CONTROL 'Q'
TO PRINT GRAPH
3090 PRINT : PRINT : PRINT
3100 PRINT TAB(33);"ABOVE GRAPH IS FOR SAMPLE NUMBER ";NUMBER
3110 GOSUB 3510
3120 PRINT CHR$(12): REM INSERT CONTROL 'L' TO EJECT PAGE
3130 PRINT D$;"PR#0"
3140 I = 0:N = 0:DUM = 0:CLAY = 0:YY = 0:UU = 0:ZZZ = 0: TEXT
3150 BBB = 0: FOR X = 1 TO 210:PI(X) = 0: NEXT X
3160 X = 0
3170 NEXT NUMBER
3180 INPUT "ANOTHER SAMPLE GROUP (Y=0,N=1)";C
3182 IF C = 0 THEN GOTO 70
3184 STOP
3190 FOR I = 4 TO (IMAX - 3)
3200 BLINE(1) = .65 * A(1) + .2 * A(2) + .1 * A(3) + .05 * A(4)
3210 BLINE(2) = .2 * A(1) + .45 * A(2) + .2 * A(3) + .1 * A(4) + .05 * A(5)
3220 BLINE(3) = .1 * A(1) + .2 * A(2) + .35 * A(3) + .2 * A(4) + .1 * A(5) + .05 * A(6)
3230 BLINE(I) = .05 * A(I - 3) + .1 * A(I - 2) + .2 * A(I - 1) + .30 * A(I) + .2 * A(I + 1) + .1 *
A(I + 2) + .05 * A(I + 3)
3240 BLINE(IMAX - 2) = .05 * A(IMAX - 5) + .1 * A(IMAX - 4) + .2 * A(IMAX - 3) + .35 *
A(IMAX - 2) + .2 * A(IMAX - 1) + .1 * A(IMAX)

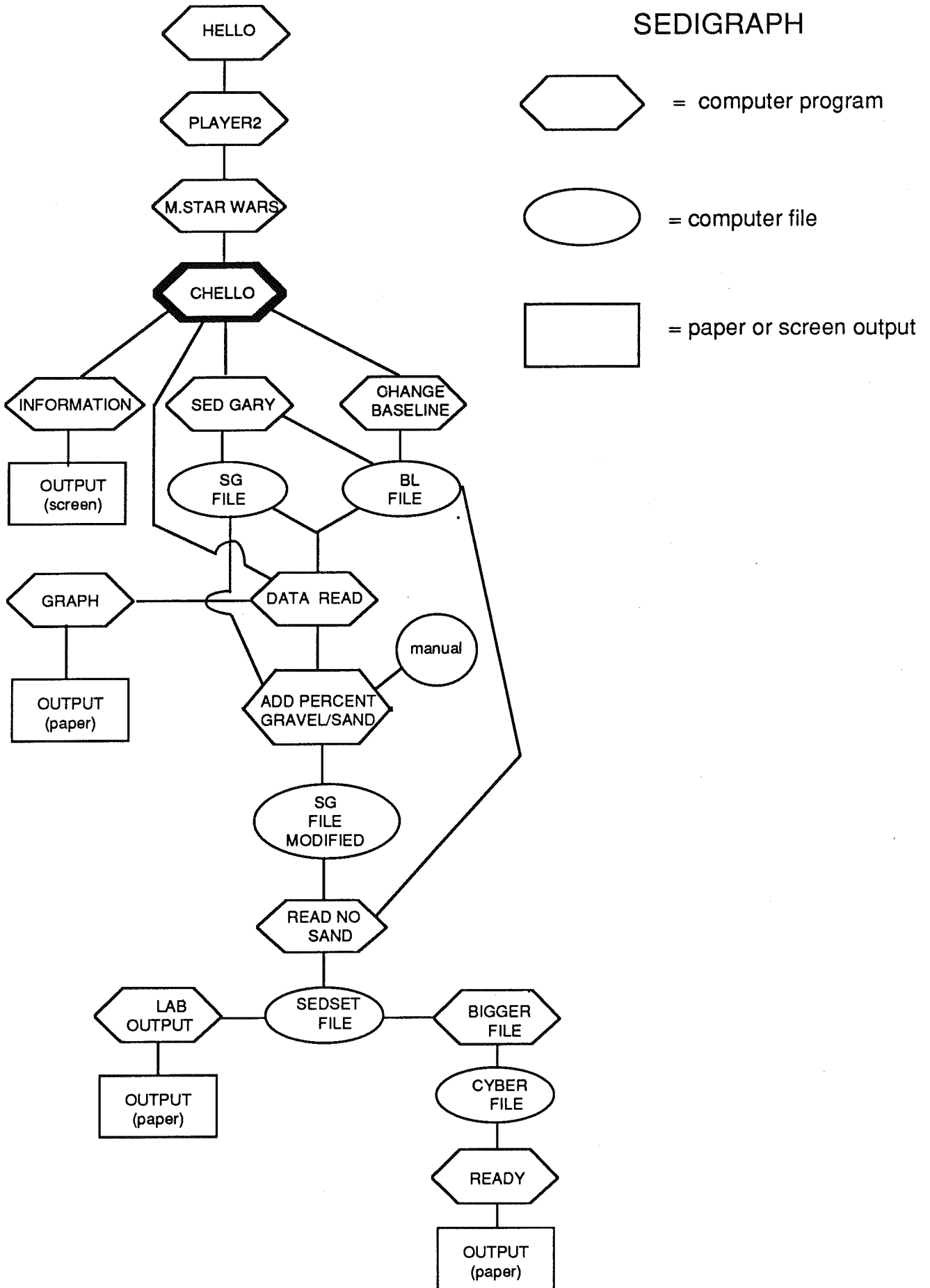
```



```
3250 BLINE(IMAX - 1) = .05 * A(IMAX - 4) + .1 * A(IMAX - 3) + .2 * A(IMAX - 2) + .45 *
A(IMAX - 1) + .2 * A(IMAX)
3260 BLINE(IMAX) = .05 * A(IMAX - 3) + .1 * A(IMAX - 2) + .2 * A(IMAX - 1) + .65 *
A(IMAX)
3270 NEXT I
3280 ACUM(1) = 100 - BLINE(1):A(1) = BLINE(1):CLAY = A(1)
3290 IF PI(I) < 8 OR PI(I) = 8 THEN CLAY = CLAY + A(I)
3300 FOR I = 2 TO IMAX:A(I) = BLINE(I)
3310 IF PI(I) < 8 OR PI(I) = 8 THEN CLAY = CLAY + A(I)
3320 ACUM(I) = ACUM(I - 1) - A(I): NEXT I
3330 GOTO 1190
3340 PRINT D$;"OPEN SEDSET ";NUMBER;"D1,S5"
3350 PRINT D$;"WRITE SEDSET ";NUMBER
3360 V4 = IMAX + 3
3370 PRINT V4
3372 INFO$(5) = INFO$(1) + " " + INFO$(4)
3374 INFO$(6) = INFO$(2) + " " + INFO$(3) + " " + STR$(NU)
3380 PRINT INFO$(5)
3390 PRINT INFO$(6)
3400 PRINT - 2;"",V2
3410 PRINT 2;"",V3
3420 FOR I = 1 TO IMAX
3430 PI(I) = INT (PI(I) * 100 + .5) / 100
3440 A(I) = A(I) * PT / 100
3450 A(I) = INT (A(I) * 100 + .5) / 100
3460 PRINT PI(I);";";A(I)
3470 NEXT I
3475 ACUM(IMAX) = ACUM(IMAX) * PT / 100
3480 PRINT PI(IMAX) + 1;"",ACUM(IMAX)
3490 PRINT D$;"CLOSE SEDSET ";NUMBER
3500 RETURN
```

```
3510 PRINT : PRINT
3520 PRINT TAB( 29)"SAMPLE INFORMATION:": PRINT TAB( 29)".....":
PRINT : PRINT TAB( 15);INFO$(1): PRINT TAB( 15);INFO$(2): PRINT TAB(
15);INFO$(3): PRINT TAB( 15);INFO$(4)
3530 RETURN
```

SEDIGRAPH



This program automatically runs when the SediGraph program disk is booted. It is directly executed by the diskette's Hello Program, thus giving it its name. The program acts as a master program allowing several larger programs to be executed through a menu.

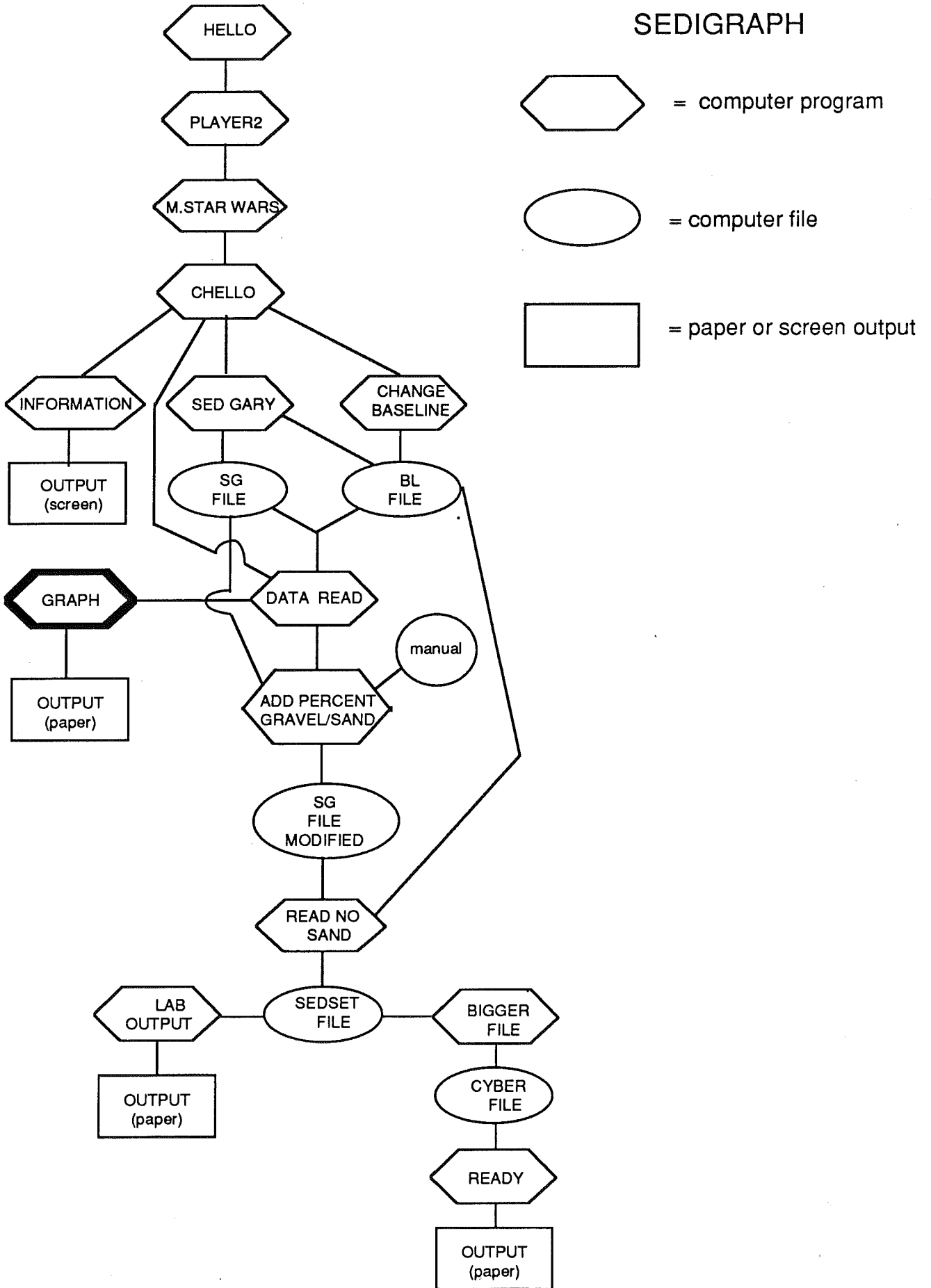
```

0 REM
5 HOME
6 D$ = "*": REM CONTROL 'D'
8 INVERSE
10 HTAB 8: PRINT "*****"
20 HTAB 8: PRINT "***          ***"
30 HTAB 8: PRINT "*** DELTA MARINE COMPUTER ***"
40 HTAB 8: PRINT "*** SERVICES ***"
50 HTAB 8: PRINT "***          ***"
60 HTAB 8: PRINT "*** 827-3163 ***"
70 HTAB 8: PRINT "*** GARY DUCHESNE ***"
80 HTAB 8: PRINT "***          ***"
90 HTAB 8: PRINT "*****"
95 NORMAL
100 VTAB 12: HTAB 10: PRINT "CHANGE BASELINE # "
120 VTAB 14: HTAB 10: PRINT "SAVE DATA "
140 VTAB 16: HTAB 10: PRINT "CALCULATE FROM FILE "
150 VTAB 18: HTAB 10: PRINT "INFORMATION"
155 VTAB 20: INVERSE : PRINT "PRESS RETURN FOR NEXT SELECTION"
157 PRINT "PRESS ANY OTHER KEY + 'RETURN' WILL RUN SELECTION": NORMAL
158 PRINT "NOTE: SPACE BAR HAS EFFECT"
159 PRINT CHR$ (4)"BLOAD PLAYER2"
160 I$ = "M.STAR WARS"
161 POKE - 16368,0
162 PRINT CHR$ (4)"BLOAD ";I$;",A24576": POKE 30,0: POKE 31,96: CALL - 958: CALL
768
164 VTAB 12: HTAB 29: INPUT N$: IF N$ = "" THEN 180

```

```
165 PRINT
170 PRINT D$;"RUN CHANGE BASELINE #,D1"
180 VTAB 14: HTAB 21: INPUT N$: IF N$ = "" THEN 200
185 PRINT
190 PRINT D$;"RUN SED GARY,D1"
200 VTAB 16: HTAB 31: INPUT N$: IF N$ = "" THEN 220
205 VTAB 21: FLASH
210 PRINT "LOADING AND RUNNING ": NORMAL
212 PRINT D$;"RUN DATA READ,D1"
220 VTAB 18: HTAB 22: INPUT N$: IF N$ = "" THEN 160
300 PRINT D$;"RUN INFORMATION,D1"
400 HOME
```

SEDIGRAPH



///

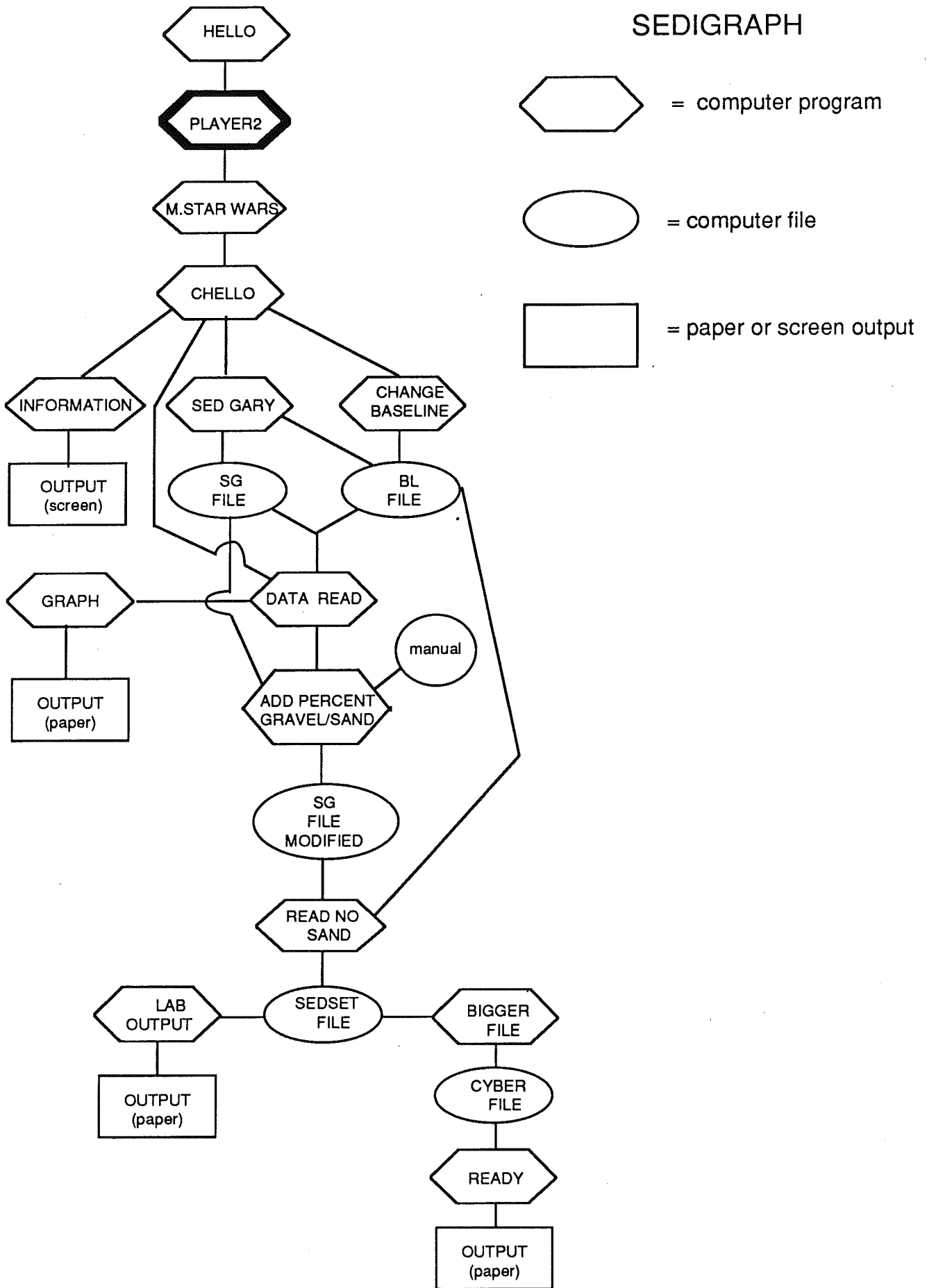
This is a binary file which graphs frequency data onto an EPSON 100 dot matrix printer

```
5 HOME
6 D$ = "": REM CONTROL 'D'
8 INVERSE
10 HTAB 8: PRINT "*****"
20 HTAB 8: PRINT "***          **"
30 HTAB 8: PRINT "*** DELTA MARINE COMPUTER ***"
40 HTAB 8: PRINT "*** SERVICES          ***"
50 HTAB 8: PRINT "***          **"
60 HTAB 8: PRINT "*** 827-3163          ***"
70 HTAB 8: PRINT "*** GARY DUCHESNE      ***"
80 HTAB 8: PRINT "***          **"
90 HTAB 8: PRINT "*****"
95 NORMAL
100 VTAB 12: HTAB 10: PRINT "CHANGE BASELINE # "
120 VTAB 14: HTAB 10: PRINT "SAVE DATA "
140 VTAB 16: HTAB 10: PRINT "CALCULATE FROM FILE "
150 VTAB 18: HTAB 10: PRINT "INFORMATION"
155 VTAB 20: INVERSE : PRINT "PRESS RETURN FOR NEXT SELECTION"
157 PRINT "PRESS ANY OTHER KEY + 'RETURN' WILL RUN SELECTION": NORMAL
158 PRINT "NOTE: SPACE BAR HAS EFFECT"
159 PRINT CHR$(4)"BLOAD PLAYER2"
160 I$ = "M.STAR WARS"
161 POKE - 16368,0
162 PRINT CHR$(4)"BLOAD ";I$;",A24576": POKE 30,0: POKE 31,96: CALL -
    958: CALL 768
164 VTAB 12: HTAB 29: INPUT N$: IF N$ = "" THEN 180
165 PRINT
170 PRINT D$;"RUN CHANGE BASELINE #,D1"
180 VTAB 14: HTAB 21: INPUT N$: IF N$ = "" THEN 200
185 PRINT
190 PRINT D$;"RUN SED GARY,D1"
200 VTAB 16: HTAB 31: INPUT N$: IF N$ = "" THEN 220
205 VTAB 21: FLASH
210 PRINT "LB
```

```
256 (5@KVcl{ DIM PR# VLIN ROT= POP LET ON THEN SGN TAN SYNTAX
TYPE MISMATCH /7CKXdox DEL HGR INVERSE RECALL REM CLEAR ^ PDL
ATN RETURN WITHOUT GOSUB ILLEGAL DIRECT #2I
18208 STRING TOO LONG ( SPEED= HGR2 i TAN DEL . RETURN &E0%.Q& HGR &`

34
10451 LOG (O9) / LOG (10))),O8,1)) - 31 AT O7 + 14,176:O7 = O7 + 7: NEXT
O8
12487 : HPLOT FN OX(O9), FN OY(O4) TO FN OX(O9), FN OY(O4) - 4:O9 = O9 +
OH:OG = OG + 1: IF (OG < 10 AND O9 < O3 * 1.0001) THEN NEXT O9
24600 CALL NORMAL STOP D REM RUN NORMAL STOP + HGR B PLOT SCRNB(
WAIT GR IF OUT OF MEMORY WAIT HGR B PLOT FRE WAIT & FRE
SAVE SPEED= TAB(
USR WAIT PLOT USR WAIT` RESTORE MID$ WAIT HLIN CLEAR WAIT RESTORE
WAIT HLIN GET WAIT RESTORE SYNTAX WAIT RUN RETURN WITHOUT
GOSUB WAIT HLIN NEW WAIT CALL TAB( WAIT LEFT$ = + ^ RIGHT$ WAIT =
SYNTAX LEFT$ WAIT = VTAB]
```

SEDIGRAPH

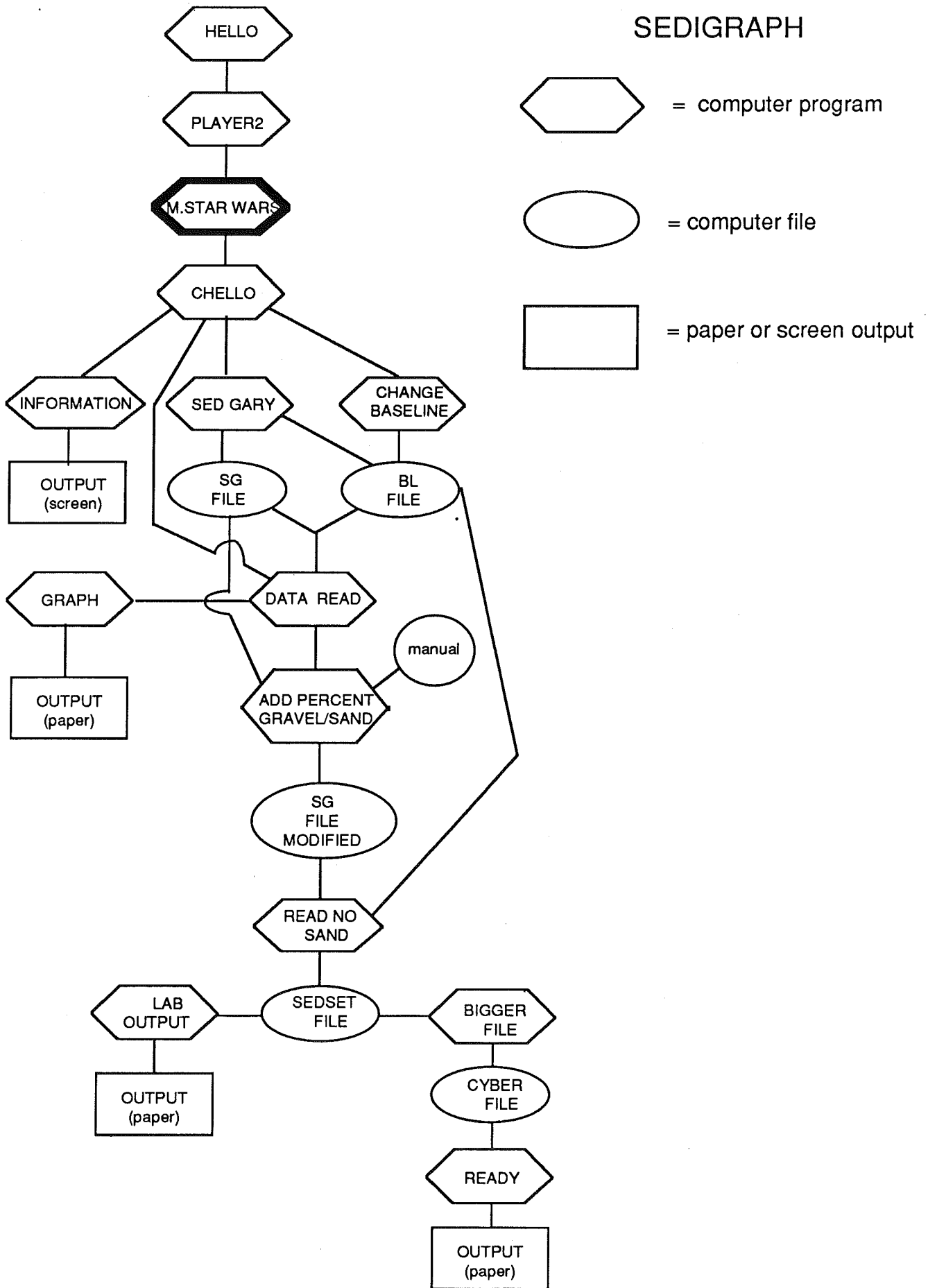


This is a binary file.

```
5 HOME
6 D$ = "": REM CONTROL 'D'
8 INVERSE
10 HTAB 8: PRINT "*****"
20 HTAB 8: PRINT "*** **"
30 HTAB 8: PRINT "*** DELTA MARINE COMPUTER ***"
40 HTAB 8: PRINT "*** SERVICES ***"
50 HTAB 8: PRINT "*** **"
60 HTAB 8: PRINT "*** 827-3163 ***"
70 HTAB 8: PRINT "*** GARY DUCHESNE ***"
80 HTAB 8: PRINT "*** **"
90 HTAB 8: PRINT "*****"
95 NORMAL
100 VTAB 12: HTAB 10: PRINT "CHANGE BASELINE # "
120 VTAB 14: HTAB 10: PRINT "SAVE DATA "
140 VTAB 16: HTAB 10: PRINT "CALCULATE FROM FILE "
150 VTAB 18: HTAB 10: PRINT "INFORMATION"
155 VTAB 20: INVERSE : PRINT "PRESS RETURN FOR NEXT SELECTION"
157 PRINT "PRESS ANY OTHER KEY + 'RETURN' WILL RUN SELECTION": NORMAL
158 PRINT "NOTE: SPACE BAR HAS EFFECT"
159 PRINT CHR$(4)"BLOAD PLAYER2"
160 I$ = "M.STAR WARS"
161 POKE - 16368,0
162 PRINT CHR$(4)"BLOAD ";I$;"A24576": POKE 30,0: POKE 31,96: CALL -
958: CALL 768
164 VTAB 12: HTAB 29: INPUT N$: IF N$ = "" THEN 180
165 PRINT
170 PRINT D$;"RUN CHANGE BASELINE #,D1"
180 VTAB 14: HTAB 21: INPUT N$: IF N$ = "" THEN 200
185 PRINT
190 PRINT D$;"RUN SED GARY,D1"
200 VTAB 16: HTAB 31: INPUT N$: IF N$ = "" THEN 220
205 VTAB 21: FLASH
210 PRINT "LOADING AND RUNNING ": NORMAL
```

```
212 PRINT D$;"RUN DATA READ,D1"  
220 VTAB 18: HTAB 22: INPUT N$: IF N$ = "" THEN 160  
300 PRINT D$;"RUN INFORMATION,D1"  
400 HOME
```

SEDIGRAPH

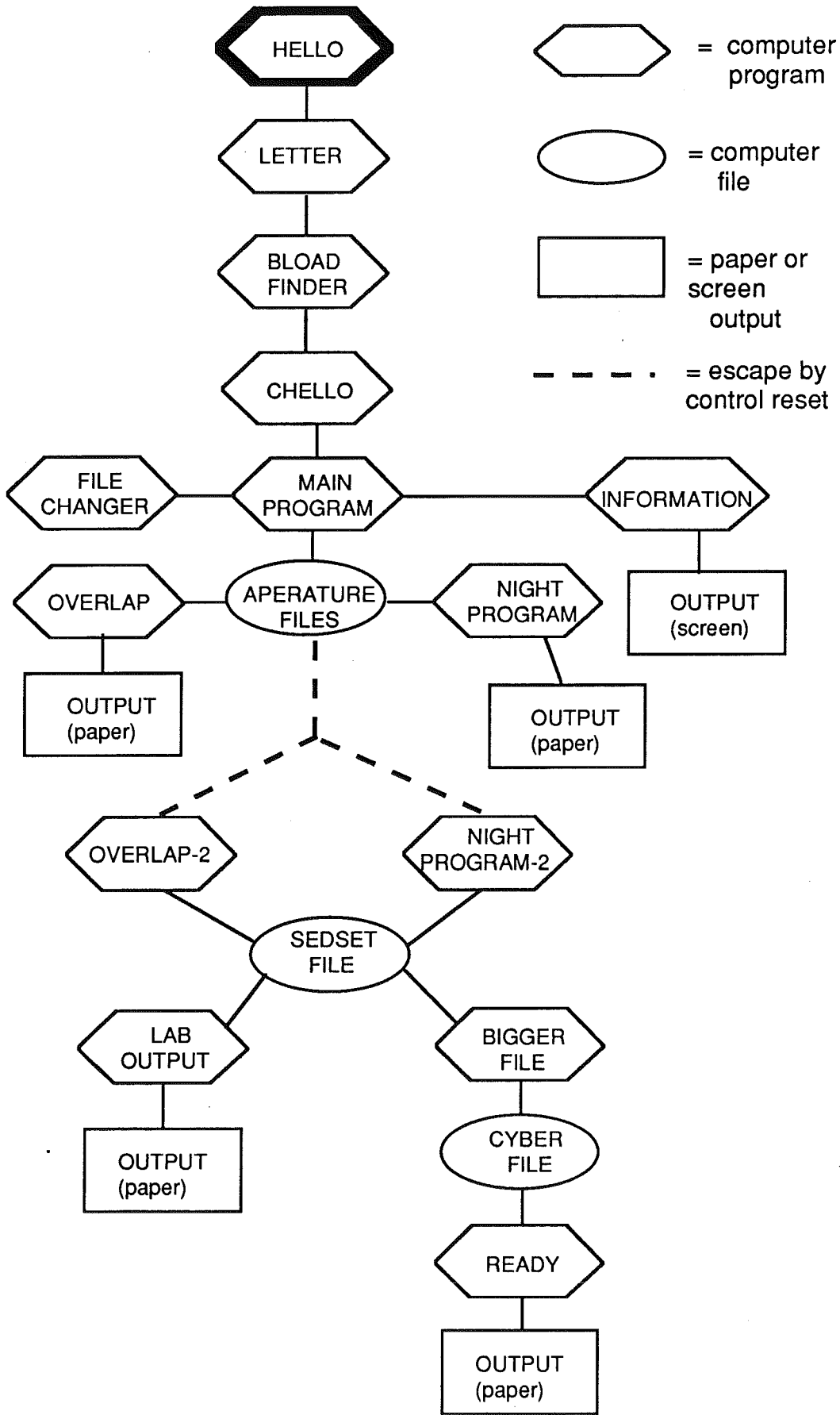


This is a binary file that

```
5 HOME
6 D$ = "": REM CONTROL 'D'
8 INVERSE
10 HTAB 8: PRINT "*****"
20 HTAB 8: PRINT "***          ***"
30 HTAB 8: PRINT "*** COULTER ACCUCOMP/TAII ***"
40 HTAB 8: PRINT "***      SYSTEM      ***"
50 HTAB 8: PRINT "***          ***"
60 HTAB 8: PRINT "*** REVISION B1 ***"
70 HTAB 8: PRINT "*** AUG 31,1983 ***"
80 HTAB 8: PRINT "***          ***"
90 HTAB 8: PRINT "*****"
95 NORMAL
100 VTAB 12: HTAB 10: PRINT "MAIN PROGRAM"
120 VTAB 14: HTAB 10: PRINT "NIGHT RUN"
140 VTAB 16: HTAB 10: PRINT "OVERLAP RUN"
150 VTAB 18: HTAB 10: PRINT "INFORMATION"
155 VTAB 20: INVERSE : PRINT "PRESS RETURN FOR NEXT SELECTION"
157 PRINT "ANY KEY + 'RETURN' TO RUN SELECTION": NORMAL
158 PRINT "NOTE: SPACE BAR HAS NO EFFECT": GOSUB 500: GOTO 164
159 POKE 103,1: POKE 104,64: POKE 16384,0
160 PRINT D$;"BLOAD LETTER,D1"
161 RETURN
164 VTAB 12: HTAB 25: INPUT N$: IF N$ = "" THEN GOTO 180
165 PRINT
166 GOSUB 159
170 PRINT D$;"RUN MAIN PROGRAM,D1"
180 VTAB 14: HTAB 25: INPUT N$: IF N$ = "" THEN GOTO 200
185 PRINT
188 GOSUB 159
190 PRINT D$;"RUN NIGHT PROGRAM,D1"
200 VTAB 16: HTAB 25: INPUT N$: IF N$ = "" THEN GOTO 220
210 GOSUB 159
212 PRINT D$;"RUN OVERLAP,D1"
```

```
214 PRINT
220 V TAB 18: HTAB 25: INPUT N$: IF N$ = "" THEN GOTO 164
222 GOSUB 159
225 PRINT D$;"RUN INFORMATION,D1"
230 PRINT
400 HOME
500 PRINT D$;"BLOAD PLAYER2"
510 POKE - 16368,0
520 PRINT D$;"BLOAD M.SONATA,A24576": POKE 30,0: POKE 31,96: CALL - 958
: CALL 768
530 RETURN
```

COULTER COUNTER

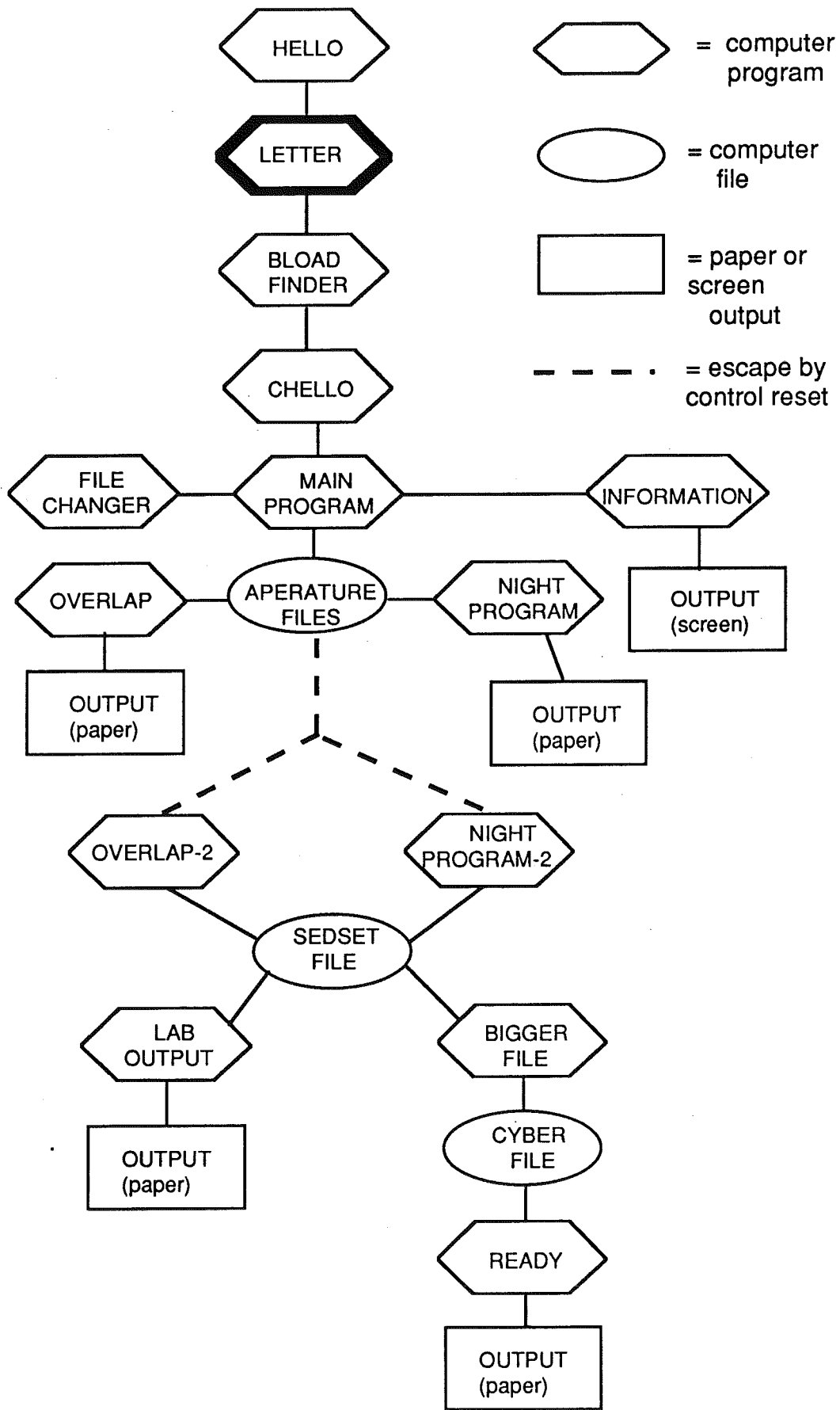


This program is the hello file for all the Coulter Counter diskettes. It automatically boots the Apple computer then loads and runs the program CHELLO.

```
0 REM
5 HOME
6 D$ = "*": REM CONTROL 'D'
8 INVERSE
10 HTAB 8: PRINT "*****"
20 HTAB 8: PRINT "***          **"
30 HTAB 8: PRINT "*** COULTER ACCUCOMP/TAII ***"
40 HTAB 8: PRINT "***      SYSTEM      **"
50 HTAB 8: PRINT "***          **"
60 HTAB 8: PRINT "*** REVISION B1    **"
70 HTAB 8: PRINT "***  AUG 31,1983   **"
80 HTAB 8: PRINT "***          **"
90 HTAB 8: PRINT "*****"
95 NORMAL
100 VTAB 12: HTAB 10: PRINT "MAIN PROGRAM"
120 VTAB 14: HTAB 10: PRINT "NIGHT RUN"
140 VTAB 16: HTAB 10: PRINT "OVERLAP RUN"
150 VTAB 18: HTAB 10: PRINT "INFORMATION"
155 VTAB 20: INVERSE : PRINT "PRESS RETURN FOR NEXT SELECTION"
157 PRINT "ANY KEY + 'RETURN' TO RUN SELECTION": NORMAL
158 PRINT "NOTE: SPACE BAR HAS NO EFFECT": GOSUB 500: GOTO 164
159 POKE 103,1: POKE 104,64: POKE 16384,0
160 PRINT D$;"BLOAD LETTER,D1"
161 RETURN
164 VTAB 12: HTAB 25: INPUT N$: IF N$ = "" THEN GOTO 180
165 PRINT
166 GOSUB 159
170 PRINT D$;"RUN MAIN PROGRAM,D1"
180 VTAB 14: HTAB 25: INPUT N$: IF N$ = "" THEN GOTO 200
```

```
185 PRINT
188 GOSUB 159
190 PRINT D$;"RUN NIGHT PROGRAM,D1"
200 VTAB 16: HTAB 25: INPUT N$: IF N$ = "" THEN GOTO 220
210 GOSUB 159
212 PRINT D$;"RUN OVERLAP,D1"
214 PRINT
220 VTAB 18: HTAB 25: INPUT N$: IF N$ = "" THEN GOTO 164
222 GOSUB 159
225 PRINT D$;"RUN INFORMATION,D1"
230 PRINT
400 HOME
500 PRINT D$;"BLOAD PLAYER2"
510 POKE - 16368,0
520 PRINT D$;"BLOAD M.SONATA,A24576": POKE 30,0: POKE 31,96: CALL - 958: CALL
768
530 RETURN
```

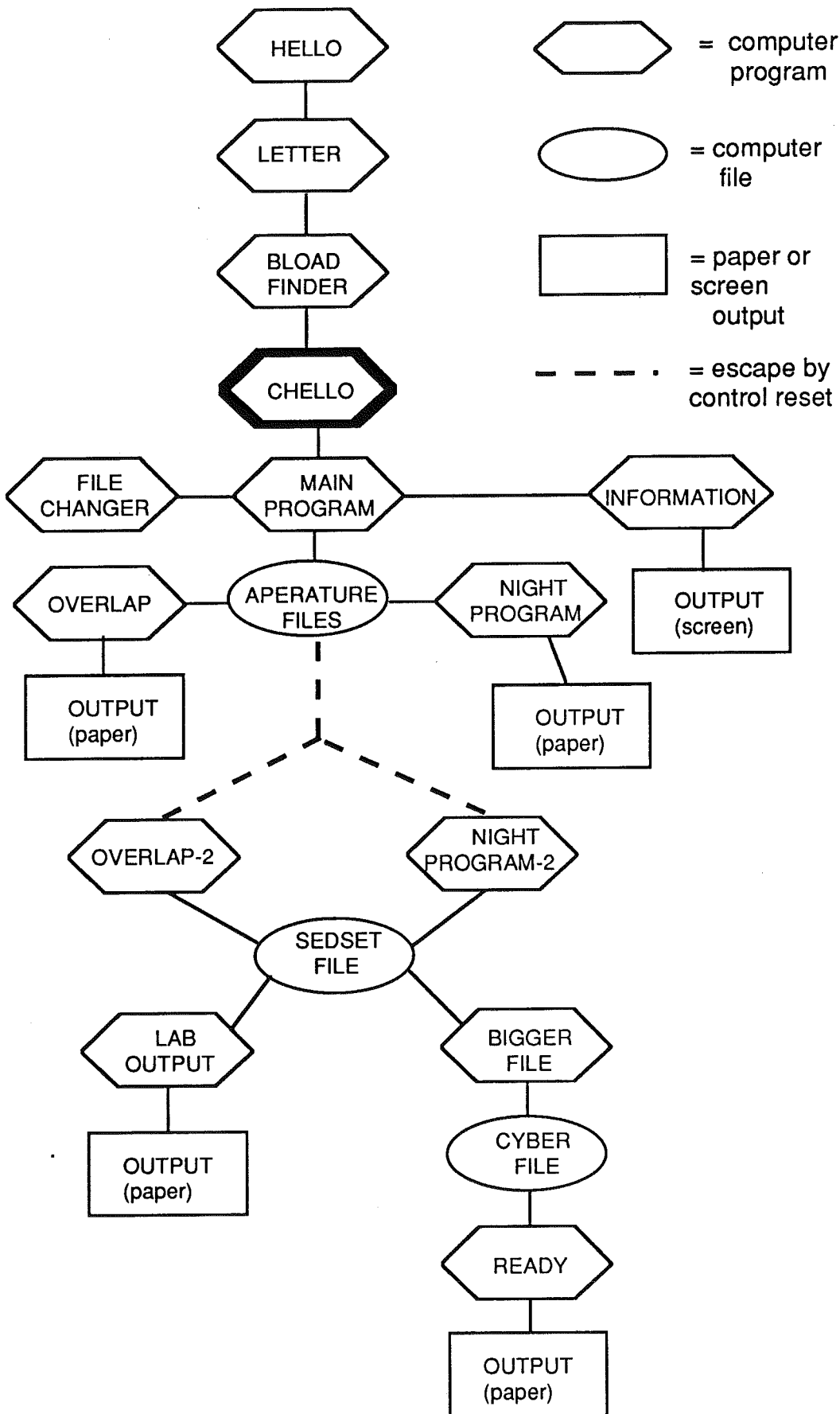
COULTER COUNTER



This is a binary file .

```
5 HOME
6 D$ = "": REM CONTROL 'D'
8 INVERSE
10 HTAB 8: PRINT "*****"
20 HTAB 8: PRINT "***          ***"
30 HTAB 8: PRINT "*** COULTER ACCUCOMP/TAII ***"
40 HTAB 8: PRINT "***      SYSTEM      ***"
50 HTAB 8: PRINT "***          ***"
60 HTAB 8: PRINT "***      REVISION B1      ***"
70 HTAB 8: PRINT "***      AUG 31,1983      ***"
80 HTAB 8: PRINT "***          ***"
90 HTAB 8: PRINT "*****"
95 NORMAL
100 VTAB 12: HTAB 10: PRINT "MAIN PROGRAM"
120 VTAB 14: HTAB 10: PRINT "NIGHT RUN"
140 VTAB 16: HTAB 10: PRINT "OVERLAP RUN"
150 VTAB 18: HTAB 10: PRINT "INFORMATION"
155 VTAB 20: INVERSE : PRINT "PRESS RETURN FOR NEXT SELECTION"
157 PRINT "ANY KEY + 'RETURN' TO RUN SELECTION": NORMAL
158 PRINT "NOTE: SPACE BAR HAS NO EFFECT": GOSUB 500: GOTO 164
159 POKE 103,1: POKE 104,64: POKE 16384,0
160 PRINT D$;"BLOAD LETTER,D1"
161 RETURN
164 VTAB 12: HTAB 25: INPUT N$: IF N$ = "" THEN GOTO 180
165 PRINT
166 GOSUB 159
170 PRINT D$;"RUN MAIN PROGRAM,D1"
180 VTAB 14: HTAB 25: INPUT N$: IF N$ = "" THEN GOTO 200
185 PRINT
188 GOSUB 159
190 PRINT D$;"RUN NIGHT PROGRAM,D1"
200 VTAB 16: HTAB 25: INPUT N$: IF N$ = "" THEN GOTO 220
210 GOSUB 159
212 PRINT D$;"RUN OVERLAP,D1"
214 PRINT
220 VTAB 18: HTAB 25: INPUT N$: IF N$ = "" THEN GOTO 164
222 GOSUB 159
225 PRINT D$;"RUN INFORMATION,D1"
230 PRINT
400 HOME
500 PRINT D$;"BLOAD PLAYER2"
510 POKE - 16368,0
520 PRINT D$;"BLOAD M.SONATA,A24576": POKE 30,0: POKE 31,96: CALL - 958
: CALL 768
530 RETURN
```

COULTER COUNTER



⬡ = computer program

○ = computer file

□ = paper or screen output

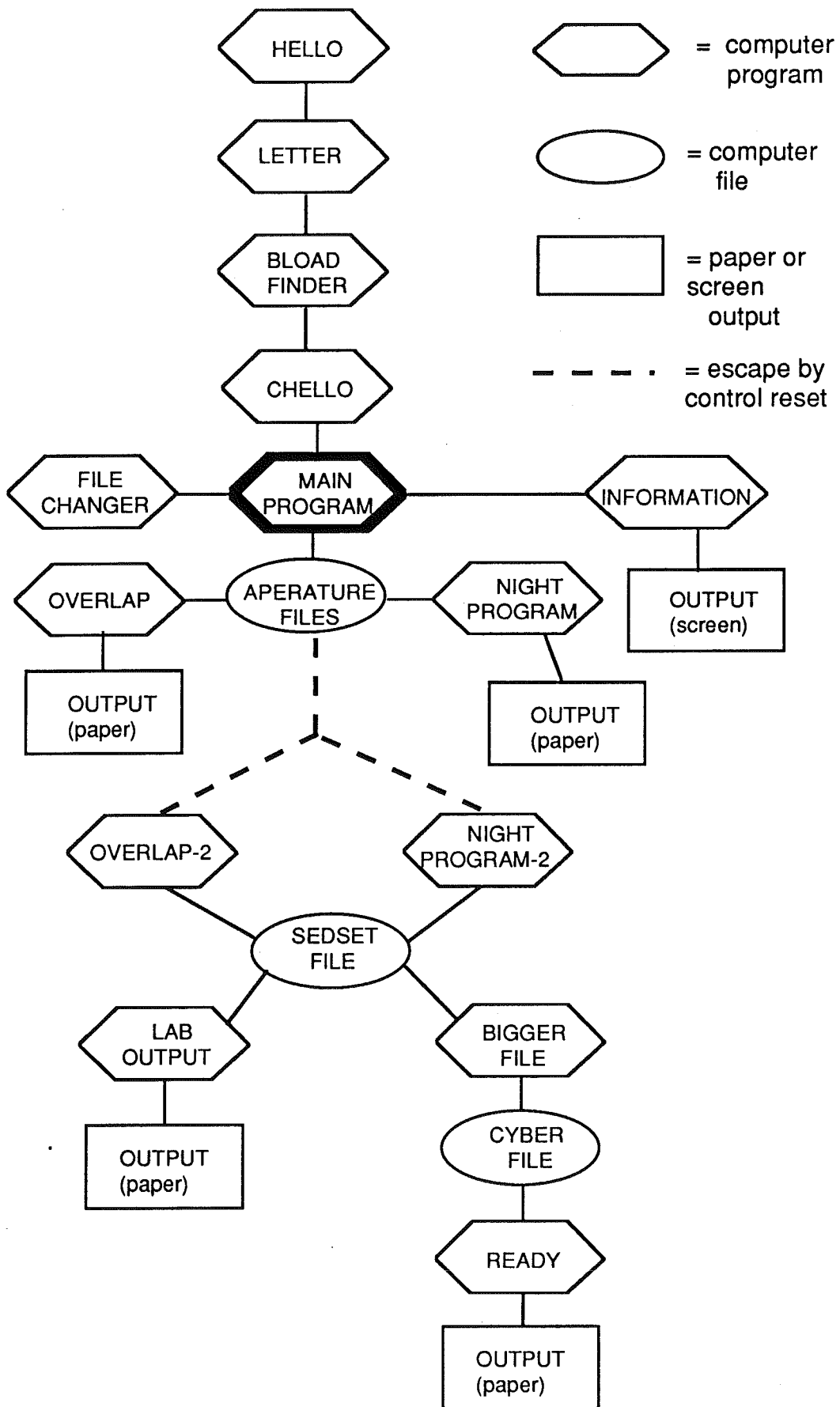
- - - = escape by control reset

This is a menu driven program that allows the selection of various programs associated with the Coulter Counter, i.e. the MAIN Program, the NIGHT Program, The OVERLAP Program and the program INFORMATION. This program also loads a few entertaining programs which play music while the computer waits for you to make your program selection.

```
0 REM
5 HOME
6 D$ = "*": REM CONTROL 'D'
8 INVERSE
10 HTAB 8: PRINT "*****"
20 HTAB 8: PRINT "***          ***"
30 HTAB 8: PRINT "*** COULTER ACCUCOMP/TAII ***"
40 HTAB 8: PRINT "***      SYSTEM      ***"
50 HTAB 8: PRINT "***          ***"
60 HTAB 8: PRINT "*** REVISION B1 ***"
70 HTAB 8: PRINT "*** AUG 31,1983 ***"
80 HTAB 8: PRINT "***          ***"
90 HTAB 8: PRINT "*****"
95 NORMAL
100 VTAB 12: HTAB 10: PRINT "MAIN PROGRAM"
120 VTAB 14: HTAB 10: PRINT "NIGHT RUN"
140 VTAB 16: HTAB 10: PRINT "OVERLAP RUN"
150 VTAB 18: HTAB 10: PRINT "INFORMATION"
155 VTAB 20: INVERSE : PRINT "PRESS RETURN FOR NEXT SELECTION"
157 PRINT "ANY KEY + 'RETURN' TO RUN SELECTION": NORMAL
158 PRINT "NOTE: SPACE BAR HAS NO EFFECT": GOSUB 500: GOTO 164
159 POKE 103,1: POKE 104,64: POKE 16384,0
160 PRINT D$;"BLOAD LETTER,D1"
161 RETURN
164 VTAB 12: HTAB 25: INPUT N$: IF N$ = "" THEN GOTO 180
165 PRINT
166 GOSUB 159
```

```
170 PRINT D$;"RUN MAIN PROGRAM,D1"  
180 VTAB 14: HTAB 25: INPUT N$: IF N$ = "" THEN GOTO 200  
185 PRINT  
188 GOSUB 159  
190 PRINT D$;"RUN NIGHT PROGRAM,D1"  
200 VTAB 16: HTAB 25: INPUT N$: IF N$ = "" THEN GOTO 220  
210 GOSUB 159  
212 PRINT D$;"RUN OVERLAP,D1"  
214 PRINT  
220 VTAB 18: HTAB 25: INPUT N$: IF N$ = "" THEN GOTO 164  
222 GOSUB 159  
225 PRINT D$;"RUN INFORMATION,D1"  
230 PRINT  
400 HOME  
500 PRINT D$;"BLOAD PLAYER2"  
510 POKE - 16368,0  
520 PRINT D$;"BLOAD M.SONATA,A24576": POKE 30,0: POKE 31,96: CALL - 958: CALL  
768  
530 RETURN
```

COULTER COUNTER



MAIN PROGRAM is loaded and run from a menu selection in the CHELLO Program. This program allows new data diskettes to be initialized from menu, data to be transferred from the Coulter Counter to the Apple, the printing out of data the selection of tubes, graphs, statistics, calibration, checks on overlaps, and choice of volume or population frequency distributions.

```

0 REM
20 DIM D(60,2),T(2),C(50),Z1$(3)
25 I$ = CHR$(9)
30 D$ = CHR$(4):Q$ = CHR$(17):Z1$(1) = " VOLUME %":Z1$(2) =
"POPULATION":Z1$(3) = "POPULATION %":DN$ = ",D2":P0 = 0
40 C1 = LOG(2) / 6:C2 = LOG(2) / 3:N = 16:I1 = 1:F(G) = 0:M$ = " UM":H$ =
"*****"
50 DEF FN B(X) = INT(X * 100 + .5) / 100: DEF FN C(X) = INT(X * 10 + .5) / 10: GOTO
21430
60 PRINT : PRINT TAB(10)"< ENTER SELECTION > ";; RETURN
70 PRINT : PRINT TAB(7)"PRESS RETURN TO CONTINUE ";; RETURN
80 PRINT : PRINT TAB(12)"PRINTOUT (Y/N) ";; RETURN
90 SZ = PS:PS = SZ * 2
(1 / 3): RETURN
100 FOR I1 = 1 TO 2:T(I1) = 0: FOR I = 1 TO N:T(I1) = T(I1) + D(I,I1): NEXT I: NEXT I1:I1
= 1: RETURN
120 DM = (D(I,I1) / T(I1)) * 100: RETURN
140 PC = CM:CM = CM - DM: IF CM < 0 THEN CM = 0
145 RETURN
150 PC = CM:CM = CM - D(I,2): RETURN
200 REM
210 REM *****
220 REM INPUT MISC. INFORMATION ROUTINE
230 REM *****
240 REM
500 HOME

```

```
500 HOME
550 HOME
560 VTAB (6): HTAB 10: PRINT "SAMPLE # "
565 VTAB 8: HTAB 10: PRINT "APERTURES "
570 VTAB 16: HTAB 5: PRINT "INFORMATION "
580 VTAB 18: HTAB 10: PRINT ":"
590 VTAB 19: HTAB 10: PRINT ":"
600 VTAB 20: HTAB 10: PRINT ":"
610 VTAB 21: HTAB 10: PRINT ":"
615 VTAB 6: HTAB 20: INPUT F$: IF F$ = "" THEN INVERSE : VTAB 6: HTAB 21: PRINT
ID$: NORMAL : GOTO 618
616 ID = VAL (F$):ID$ = STR$ (ID): IF ID = 0 THEN 615
618 VTAB 8: HTAB 20: INPUT A$: IF A$ = "" THEN INVERSE : VTAB 8: HTAB 21: PRINT
AP$: NORMAL : GOTO 620
619 AP$ = A$
620 VTAB 18: HTAB 11: INPUT B$: IF B$ = "" THEN INVERSE : VTAB 18: HTAB 12:
PRINT DI$: NORMAL : GOTO 622
621 DI$ = B$
622 VTAB 19: HTAB 11: INPUT C$: IF C$ = "" THEN INVERSE : VTAB 19: HTAB 12:
PRINT EQ$: NORMAL : GOTO 624
623 EQ$ = C$
624 VTAB 20: HTAB 11: INPUT W$: IF W$ = "" THEN INVERSE : VTAB 20: HTAB 12:
PRINT EL$: NORMAL : GOTO 626
625 EL$ = W$
626 VTAB 21: HTAB 11: INPUT E$: IF E$ = "" THEN INVERSE : VTAB 21: HTAB 12:
PRINT O$: NORMAL : GOTO 630
627 O$ = E$
630 NORMAL : VTAB 2: PRINT "IS INFORMATION CORRECT (Y/N) ";
640 GET Z$: IF Z$ = "N" THEN GOTO 560
650 IF Z$ = "Y" THEN GOTO 660
655 GOTO 640
660 IF F = 1 THEN RETURN
```



```
661 AP = VAL (AP$): IF AP = 30 THEN LL = .397:S$ = "A": GOTO 669
662 IF AP = 50 THEN LL = .5:S$ = "B": GOTO 669
663 IF AP = 70 THEN LL = .794:S$ = "C": GOTO 669
664 IF AP = 140 THEN LL = 1.59:S$ = "D": GOTO 669
665 IF AP = 200 THEN LL = 2.00:S$ = "E": GOTO 669
666 IF AP = 280 THEN LL = 3.17:S$ = "F": GOTO 669
667 IF AP = 560 THEN LL = 6.35:S$ = "G": GOTO 669
668 GOTO 550
669 ID$ = S$ + STR$ (ID)
670 HOME : PRINT "SAMPLE ";ID$:S$ = ID$
680 PRINT "LOWER LIMIT OF CHANNEL 1= ";LL
690 RETURN
1000 POKE 216,0: HOME : PRINT : PRINT "ENTER SIZE OF CALIBRATION MATERIAL":
INPUT "PARTICLES ";D1
1010 PRINT : PRINT "ENTER DIAMETER YOU WISH TO PLACE AT": INPUT "CHANNEL
EDGE ";D2: PRINT : INPUT "ENTER UPPER CHANNEL ";W1:W2 = W1: PRINT
1020 INPUT "ENTER SIZE CALIBRATION CONTROL SETTING ";A1
1030 IF A1 = > 100 AND A1 < = 400 THEN 1050
1040 PRINT "INVALID CALIBRATION": GOTO 1020
1050 A2 = A1 * (D1 / D2) ^
3
1060 IF A2 > = 100 THEN 1080
1070 A2 = A2 * 2:W2 = W1 + 1: GOTO 1060
1080 IF A2 < = 200 THEN 1100
1090 A2 = A2 / 2:W2 = W1 - 1: GOTO 1060
1100 PRINT : PRINT H$: PRINT : PRINT "CALIBRATION SETTING "; TAB( 30); FN B(A2):
PRINT "LINED AT CHANNEL "; TAB( 30);W2: GOSUB 70
1110 GET Z$: IF Z$ = CHR$ (13) THEN 1130
1120 GOTO 1110
1130 PRINT
1140 RETURN
1490 REM
```

```

1500 REM *****
1510 REM INSTRUMENT DATA ROUTINE
1520 REM *****
1530 REM
2000 GOSUB 500: VTAB (8): HTAB (6): PRINT "APPLE READY TO ACCEPT DATA.":
HTAB (6): PRINT "PRESS PRINT / PLOT PUSHBUTTON": HTAB (6): PRINT " TO
TRANSFER DATA. PLEASE"
2010 HTAB (6): PRINT "MAKE SURE CONTROLS ARE SET ": HTAB (6): PRINT
"CORRECTLY. PRESS RETURN KEY": HTAB (6): PRINT "WHEN PRINT/PLOT
PUSHBUTTON": HTAB (6): PRINT "LIGHT GOES OFF.": PRINT : HTAB (17): FLASH :
PRINT "READY": NORMAL :X = FRE (0):
2015 PRINT D$;"MON C,I,O"
2020 PRINT : PRINT D$;"PR#2"
2030 PRINT : PRINT D$;"IN#2"
2040 POKE 1786,223: INPUT C$
2050 PRINT : PRINT D$;"PR#0"
2060 X = 2: FOR I1 = 1 TO 2: FOR I = 1 TO 16:D(I,I1) = VAL ( MID$ ( C$,X,6)):X = X + 7:
NEXT I: NEXT I1: GOSUB 5000: GOSUB 100: PRINT : PRINT D$;"NOMON C,I,O":
RETURN
2460 REM
2480 REM *****
2500 REM FORMAT DATA DISKETTE ROUTINE
2510 REM *****
2520 REM
3000 HOME : VTAB (8): PRINT "THIS PROCEDURE WILL ERASE ALL CONTENTS":
PRINT "STORED ON THE DISKETTE IN DRIVE #2": PRINT : PRINT "IF YOU WISH TO
CONTINUE, TYPE ";: FLASH : PRINT "YES": NORMAL
3010 INPUT Z$: IF Z$ < > "YES" THEN RETURN
3020 HOME : VTAB (8): PRINT "PLACE NEW DISKETTE IN DRIVE #2 AND ": PRINT
"PRESS RETURN": PRINT
3030 GET Z$: IF Z$ = CHR$ (13) THEN 3050
3040 GOTO 3030

```

```

3050 PRINT : PRINT D$;"INIT";"HELLO";",D2"
3060 PRINT : PRINT D$;"DELETE";"HELLO";",D2"
3070 PRINT : PRINT D$;"CATALOG";",D2"
3080 RETURN
3500 REM
3510 REM *****
3520 REM     SELECT NEW DISK DRIVE ROUTINE
3530 REM *****
3540 REM
4000 HOME : VTAB (8): PRINT "(1) DRIVE #1": PRINT : PRINT "(2) DRIVE #2": PRINT :
GOSUB 60
4010 GET Z$:Z = VAL (Z$): IF Z = 0 THEN 4010
4020 IF Z > 2 THEN 4010
4030 PRINT : ON Z GOTO 4040,4050
4040 VTAB (8): INVERSE : FLASH : PRINT "(1) DRIVE #1": NORMAL : PRINT : PRINT
"(2) DRIVE #2":DN$ = ",D1": GOTO 4060
4050 VTAB (8): PRINT "(1) DRIVE #1": PRINT : INVERSE : FLASH : PRINT "(2) DRIVE
#2": NORMAL :DN$ = ",D2"
4060 VTAB (15): PRINT TAB( 12)"CORRECT (Y/N) ";
4070 GET Z$: IF Z$ = "Y" THEN RETURN
4080 IF Z$ = "N" THEN 4000
4090 GOTO 4070
4500 REM
4510 REM *****
4520 REM     SAVE SAMPLE TO DISKETTE ROUTINE
4530 REM *****
4540 REM
4900 HOME : PRINT "SAMPLE ";ID$: PRINT "DO YOU WANT TO CHANGE SAMPLE'S
NAME ";; GET Y$: PRINT : IF Y$ = "Y" THEN INPUT "INPUT NEW SAMPLE NAME
";ID$: HOME :S$ = ID$: GOTO 4900
5000 HOME : VTAB (12): HTAB (8): FLASH : PRINT "< WRITING TO DISK >": NORMAL
5010 X = FRE (0):X = 0

```

```

5015 S$ = ID$
5020 PRINT : PRINT D$;"OPEN"$S$;DN$
5030 PRINT : PRINT D$;"DELETE"$S$;DN$
5040 PRINT : PRINT D$;"OPEN"$S$;DN$
5050 PRINT : PRINT D$;"WRITE"$S$
5060 PRINT N: PRINT LL: PRINT Y$: PRINT ID$: PRINT EL$: PRINT DI$: PRINT EQ$:
PRINT AP$: PRINT O$
5070 FOR I1 = 1 TO 2: FOR I = 1 TO N: PRINT D(I,I1): NEXT I: NEXT I1
5080 PRINT : PRINT D$;"CLOSE"$S$
5090 PRINT : PRINT D$;"PR#0"
5100 RETURN
5500 REM
5510 REM *****
5520 REM     READ SAMPLE FROM DISK ROUTINE
5530 REM *****
5540 REM
6000 HOME : PRINT "ENTER SAMPLE TO BE READ ";: INPUT S$:ID$ = S$
6010 HOME : VTAB (12): HTAB (8): FLASH : PRINT "< INPUTING DATA >": NORMAL
6020 X = FRE (0):X = 0
6030 PRINT : PRINT D$;"OPEN"$S$;DN$
6040 PRINT : PRINT D$;"READ"$S$
6050 INPUT N: INPUT LL: INPUT Y$: INPUT ID$: INPUT EL$: INPUT DI$: INPUT EQ$:
INPUT AP$: INPUT O$
6060 FOR I1 = 1 TO 2: FOR I = 1 TO N: INPUT D(I,I1): NEXT I: NEXT I1
6070 PRINT : PRINT D$;"CLOSE"$S$:I1 = 1: GOSUB 100: RETURN
6500 REM
6510 REM *****
6520 REM     DELETE FILE FROM DISK ROUTINE
6530 REM *****
6540 REM
7000 HOME : PRINT "ENTER SAMPLE TO BE DELETED";: INPUT S$: IF S$ = "" THEN
7000

```

```
7010 X = FRE (0):X = 0: PRINT : PRINT D$;"DELETE"$S$;DN$
7020 RETURN
7500 REM
7510 REM *****
7520 REM     LIST SAMPLES ROUTINES
7530 REM *****
7540 REM
8000 HOME
8005 X = FRE (0):X = 0: PRINT : PRINT D$;"CATALOG";DN$: PRINT : IF P0 = 0 THEN
8020
8010 PRINT : PRINT D$;"PR#0":P0 = 0: RETURN
8020 GOSUB 80
8025 GET Z$: IF Z$ = "N" THEN RETURN
8030 IF Z$ = "Y" THEN 8050
8040 GOTO 8025
8050 PRINT : PRINT D$;"PR#1":P0 = 1: GOTO 8005
8500 REM
8510 REM *****
8520 REM     MANUAL ENTRY ROUTINE
8530 REM *****
8540 REM
9000 GOSUB 500: PRINT : PRINT "(1) VOLUME ONLY": PRINT : PRINT "(2)
POPULATION ONLY": PRINT : PRINT "(3) BOTH": PRINT : GOSUB 60
9010 GET Z$:Z = VAL (Z$): IF Z = 1 OR Z = 2 OR Z = 3 THEN 9030
9020 GOTO 9010
9030 POKE 216,0: ON Z GOTO 9040,9050,9060
9040 FOR I = 1 TO 16:D(I,2) = 0: NEXT I:I1 = 1: GOTO 9070
9050 FOR I = 1 TO 16:D(I,1) = 0: NEXT I:I1 = 2: GOTO 9070
9060 FOR I1 = 1 TO 2
9070 HOME : PRINT "ENTER ";Z1$(I1): FOR I = 1 TO 16: PRINT "CH # ";I: INPUT D(I,I1):
NEXT I
9080 PRINT "ANY CHANGES? (Y/N) ";
```

```

9090 GET Z$: IF Z$ = "Y" THEN GOTO 9120
9100 IF Z$ = "N" THEN GOTO 9190
9110 GOTO 9090
9120 PRINT : INPUT "CHANNEL # ";I: IF I > 0 OR I < 17 THEN 9140
9130 GOTO 9120
9140 INPUT "ENTER NEW VALUE ";D(I,I1)
9150 PRINT "MORE CHANGES ? (Y/N) ";
9160 GET Z$: IF Z$ = "Y" THEN GOTO 9120
9170 IF Z$ = "N" THEN GOTO 9190
9180 GOTO 9160
9190 PRINT : PRINT "DATA TRANSFER IS COMPLETE"
9200 IF Z = 3 THEN NEXT I1
9210 ONERR GOTO 21000
9215 GOSUB 5000: GOSUB 100: RETURN
10000 HOME : PRINT "ENTER ML. OF ELECTROLYTE IN SAMPLE ": INPUT "ANALYSIS
BEAKER ";EL: PRINT : PRINT "ENTER GR. OF SAMPLE IN SAMPLE"
10010 INPUT "ANALYSIS BEAKER ";S: PRINT : INPUT "ENTER MANOMETER SETTING
IN ML.";M:DF = EL / (S * M):DF = INT (DF + .5): RETURN
10500 REM
10510 REM *****
10520 REM     STATISTICS ROUTINE
10530 REM *****
10540 REM
11000 I1 = 1: IF T(1) = 0 THEN 21320
11010 GOTO 11030
11020 I1 = 2: IF T(2) = 0 THEN 21320
11030 HOME :XN = 0:XE = 0:XD = 0:SD = 0:SK = 0:KU = 0
11040 VTAB (12): HTAB (8): FLASH : PRINT "< CALCULATING STATISTICS >":
NORMAL
11050 PS = LL:PK = 0
11060 FOR I = 1 TO N: GOSUB 90:XI = LOG (SZ) + C1:XN = XN + XI * D(I,I1): IF D(I,I1)
< PK THEN GOTO 11080

```

```

11070 CK = I:PK = D(I,I1)
11080 NEXT I
11090 XN = EXP (XN / T(I1)): IF CK - 1 > 1 GOTO 11110
11100 XD = 2^(1 / 6) * LL
11110 C(M) = 50:F = 1:CM = 100:PS = LL: GOSUB 12140:F = 0:XE = DN:PS = LL: FOR I = 1
TO N: GOSUB 90:XI = LOG (SZ) + C1: IF XD = 0 AND CK = I THEN 11130
11120 GOTO 11140
11130 XD = EXP ( LOG (SZ) + ((D(CK,I1) - D(CK - 1,I1)) / (2 * D(CK,I1) - D(CK - 1,I1) -
D(CK + 1,I1))) * C2)
11140 SD = SD + D(I,I1) * (XI - LOG (XN))^
2:SK = SK + D(I,I1) * (XI - LOG (XN)) ^
3:KU = KU + D(I,I1) * (XI - LOG (XN))^
4: NEXT I:SD = EXP ( SQR (SD / T(I1))):SK = EXP (SK / T(I1)):KU = EXP (KU / T(I1))
11150 IF XN > XD THEN Z1$ = " POSITIVE"
11160 IF XN < XD THEN Z1$ = " NEGATIVE"
11170 IF KU - 3 < 0 THEN Z2$ = " PLATYKURTIC"
11180 IF KU - 3 > 0 THEN Z2$ = " LEPTOKURTIC"
11190 IF KU - 3 = 0 THEN Z2$ = " MESOKURTIC"
11200 XN = FN B(XN):XD = FN B(XD):SD = FN B(SD):SK = FN B(SK):XE = FN
B(XE):KU = FN B(KU): HOME :X = 0
11210 POKE 36,0 + X: PRINT H$: POKE 36,8 + X: PRINT Z1$(I1);" STATISTICS": POKE
36,0 + X: PRINT H$: PRINT
11220 POKE 36,0 + X: PRINT "MEAN:";: POKE 36,22 + X: PRINT XN;M$
11230 POKE 36,0 + X: PRINT "MEDIAN:";: POKE 36,22 + X: PRINT XE;M$: POKE 36,0 +
X:: PRINT "MODE:";: POKE 36,22 + X: PRINT XD;M$
11240 POKE 36,0 + X: PRINT "STANDARD DEVIATION:";: POKE 36,22 + X: PRINT
SD;M$: POKE 36,0 + X: PRINT "SKEWNESS:";: POKE 36,22 + X: PRINT SK;Z1$: POKE
36,0 + X: PRINT "KURTOSIS:";: POKE 36,22 + X: PRINT KU;Z2$
11250 IF P0 = 0 THEN 11270
11260 PRINT : PRINT D$;"PR#0":P0 = 0:X = 0: RETURN
11270 GOSUB 80

```

```

11275 GET Z$: IF Z$ = "N" THEN RETURN
11280 IF Z$ = "Y" GOTO 11300
11290 GOTO 11275
11300 PRINT : PRINT D$;"PR#1":P0 = 1:X = 0: GOTO 11210
12140 FOR I = 1 TO N: GOSUB 120: GOSUB 140: GOSUB 90
12150 IF FN B(CM) > = C(M) THEN 12190
12160 DN = SZ * EXP ((PC - C(M)) / (PC - CM) * C2): IF F > 0 THEN RETURN
12170 C(M) = FN B(C(M)):DN = FN B(DN): POKE 36,5 + X: PRINT DN;: POKE 36,22 + X:
PRINT C(M): IF M = Z THEN 12200
12180 M = M + 1: GOTO 12150
12190 NEXT I
14000 HOME : PRINT "VOLUME OR POPULATION (V/P) ";; GET Z$
14010 IF Z$ = "V" THEN I1 = 1: GOTO 14040
14020 IF Z$ = "P" THEN I1 = 2: GOTO 14040
14030 GOTO 14000
14040 IF T(I1) = 0 THEN 21320
14050 IF I1 = 1 THEN 14070
14060 GOSUB 10000: GOTO 14080
14070 HOME : INPUT "ENTER DENSITY ";DS: PRINT
14080 X = 0:PS = LL: PRINT : INPUT "ENTER SHAPE FACTOR ";SF: HOME
14090 POKE 36,0 + X: PRINT H$: POKE 36,5 + X: PRINT "SIZE";: POKE 36,20 + X:
PRINT "SURFACE AREA": POKE 36,20 + X: PRINT "BY ";Z1$(I1): POKE 36,0 + X: PRINT
H$: PRINT
14100 PS = LL:L = 5:TS = 0: FOR I = 1 TO N: GOSUB 90:XI = EXP ( LOG (SZ) + C1): IF I1
= 2 THEN 14120
14110 GOSUB 120:SA = (DM * SF) / (100 * FN B(XI) * DS): GOTO 14130
14120 SA = 3.1416 * (XI^
2) / (10^
12) * D(I,2) * DF * (SF / 6)
14130 SZ = FN B(SZ): IF P0 = 1 THEN 14160
14140 IF L < > 21 THEN 14160
14150 PRINT : PRINT TAB(9)"HIT SPACE BAR FOR MORE": GET Z$: POKE 34,5: CALL

```



```

- 936:L = 5
14160 POKE 36,5 + X: PRINT SZ;: POKE 36,20 + X: PRINT SA:L = L + 1
14170 TS = TS + SA: NEXT I
14180 POKE 36,5 + X: PRINT "TOTAL      ";; POKE 36,20 + X: PRINT TS;" M.SQ/GM":
IF P0 = 0 THEN 14200
14190 PRINT : PRINT D$;"PR#0":P0 = 0:X = 0: RETURN
14200 IF PEEK (34) > 0 THEN POKE 34,0
14205 GOSUB 80
14210 GET Z$: IF Z$ = "N" THEN RETURN
14220 IF Z$ = "Y" THEN 14240
14230 GOTO 14210
14240 PRINT : PRINT D$;"PR#1":P0 = 1:X = 0: GOTO 14090
14500 REM
14510 REM *****
14520 REM   AVERAGE SAMPLE ROUTINE
14530 REM *****
14540 REM
15000 HOME : PRINT "VOLUME OR POPULATION (V/P) ";; GET Z$
15010 IF Z$ = "V" OR Z$ = "P" THEN 15030
15020 GOTO 15000
15030 HOME :X = 0
15040 PRINT "HOW MANY SAMPLES DO YOU WANT TO AVERAGE ";; GET Z
15050 FOR I = 1 TO 16:C(I) = 0: NEXT I: FOR M = 1 TO Z
15060 HOME : PRINT "ENTER SAMPLE  OF GROUP ";M;: INPUT S$: IF S$ = "" THEN
15060
15070 GOSUB 6020: HOME
15080 IF Z$ = "V" THEN I1 = 1
15090 IF Z$ = "P" THEN I1 = 2
15100 IF T(I1) = 0 THEN 21320
15110 IF M < 2 THEN 15160
15120 IF SL = LL THEN 15160
15130 HOME : VTAB (10): PRINT "RUNS ARE NOT CONSISTENT FOR AVERAGING":

```

```

PRINT : PRINT "LOWER LIMIT OF CHANNEL 1 SHOULD BE EQUAL": PRINT : GOSUB
70
15140 GET Z$: IF Z$ = CHR$ (13) THEN RETURN
15150 GOTO 15140
15160 FOR I = 1 TO N: GOSUB 120:C(I) = C(I) + DM: NEXT I:SL = LL: NEXT M
15170 POKE 36,0 + X: PRINT H$: POKE 36,5 + X: PRINT "CHANNEL #": POKE 36,20 +
X: PRINT "AVERAGE": POKE 36,20 + X: PRINT "BY ";Z1$(I1): POKE 36,0 + X: PRINT H$:
PRINT :L = 5
15180 FOR I = 1 TO N: IF P0 = 1 THEN 15220
15190 C(I) = C(I) / Z:D(I,I1) = C(I): NEXT I: GOSUB 100: FOR I = 1 TO N: GOSUB 120:C(I)
= DM:C(I) = FN B(C(I))
15200 IF L < > 21 THEN 15220
15210 PRINT : PRINT TAB(9)"HIT SPACE BAR FOR MORE": GET Z$: POKE 34,5: CALL
- 936:L = 5
15220 POKE 36,7 + X: PRINT I: POKE 36,21 + X: PRINT C(I):L = L + 1: NEXT I
15230 IF P0 = 0 THEN 15250
15240 PRINT : PRINT D$;"PR#0":P0 = 0:X = 0: RETURN
15250 IF PEEK (34) > 0 THEN POKE 34,0
15255 GOSUB 80
15260 GET Z$: IF Z$ = "N" THEN RETURN
15270 IF Z$ = "Y" THEN 15290
15280 GOTO 15260
15290 PRINT : PRINT D$;"PR#1":P0 = 1:X = 0: GOTO 15170
15643 PRINT : PRINT D$;"PR #0":P0 = 0: RETURN
15800 REM
15810 REM *****
15820 REM COMPARE WITH STANDARD ROUTINE
15830 REM *****
15840 REM
16000 HOME : PRINT "VOLUME OR POPULATION (V/P) "; GET Z$: IF Z$ = "V" OR Z$ =
"P" THEN 16020
16010 GOTO 16000

```

```
16020 HOME : INPUT "ENTER RUN NAME WHERE STANDARD IS STORED ";S$: IF S$ =
"" THEN 16020
16030 GOSUB 6020
16040 IF Z$ = "V" THEN I1 = 1
16050 IF Z$ = "P" THEN I1 = 2
16060 IF T(I1) = 0 THEN 21320
16070 FOR I = 1 TO N: GOSUB 120:C(I) = DM: NEXT I:X = 0:SL = LL
16080 INPUT "ENTER RUN NAME WHERE COMPARISON GROUP IS STORED ";S$: IF S$
= "" THEN 16080
16090 GOSUB 6020: HOME
16100 IF Z$ = "V" THEN I1 = 1
16110 IF Z$ = "P" THEN I1 = 2
16120 IF T(I1) = 0 THEN 21320
16130 IF SL = LL THEN 16170
16140 HOME : VTAB (10): PRINT "RUNS ARE NOT CONSISTENT FOR COMPARING":
PRINT "LOWER LIMIT OF CHANNEL 1 SHOULD BE EQUAL": PRINT : GOSUB 70
16150 GET Z$: IF Z$ = CHR$ (13) THEN RETURN
16160 GOTO 15140
16170 IF Z$ = "V" THEN I1 = 1
16180 IF Z$ = "P" THEN I1 = 2
16190 POKE 36,0 + X: PRINT H$: POKE 36,5 + X: PRINT "CHANNEL #": POKE 36,20 +
X: PRINT "PERCENT ERROR": POKE 36,20 + X: PRINT "BY ";Z1$(I1): POKE 36,0 + X:
PRINT H$: PRINT
16200 IF P0 = 0 THEN 16220
16210 FOR I = 1 TO N: GOTO 16280
16220 L = 4: FOR I = 1 TO N: GOSUB 120: IF C(I) = 0 OR DM = 0 THEN 16240
16230 C(I) = ( ABS (DM - C(I)) / C(I)) * 90:C(I) = FN B(C(I)): GOTO 16250
16240 C(I) = 0
16250 IF P0 = 1 THEN 16280
16260 IF L < > 21 THEN 16280
16270 PRINT : PRINT TAB(9)"HIT SPACE BAR FOR MORE": GET Z$: POKE 34,4: CALL
- 936:L = 4
```

```
16280 POKE 36,7 + X: PRINT I; POKE 36,22 + X: PRINT C(I):L = L + 1: NEXT I
16290 IF P0 = 0 THEN 16310
16300 PRINT : PRINT D$;"PR#0":P0 = 0:X = 0: RETURN
16310 IF PEEK (34) > 0 THEN POKE 34,0
16315 GOSUB 80
16320 GET Z$: IF Z$ = "N" THEN RETURN
16330 IF Z$ = "Y" THEN 16350
16340 GOTO 16320
16350 PRINT : PRINT D$;"PR#1":P0 = 1:X = 0: GOTO 16190
16800 REM
16810 REM *****
16820 REM OVERLAP ROUTINE
16830 REM *****
16840 REM
17000 F = 5:P = 10
17010 HOME : PRINT "VOLUME OR POPULATION (V/P) "; GET Z1$
17020 IF Z1$ = "V" OR Z1$ = "P" THEN 17040
17030 GOTO 17000
17040 HOME : INPUT "ENTER SAMPLE OF SMALLEST GROUP ";S$
17050 GOSUB 6020
17060 IF Z1$ = "V" THEN I1 = 1
17070 IF Z1$ = "P" THEN I1 = 2
17080 IF T(I1) = 0 THEN 21320
17090 SL = LL:OC = 0: FOR I = 1 TO N:C(I) = D(I,I1): NEXT I
17100 N = 16: INPUT "ENTER SAMPLE OF NEXT LARGER GROUP ";S$
17110 IF S$ = "0" THEN 17510
17120 GOSUB 6020
17130 IF Z1$ = "V" THEN I1 = 1
17140 IF Z1$ = "P" THEN I1 = 2
17150 IF T(I1) = 0 THEN 21320
17160 PS = SL: IF OC > 0 THEN N = OC
17170 FOR I = 1 TO N: GOSUB 90: IF FN B(SZ) = FN B(LL) THEN 17200
```

```
17180 NEXT I
17190 PRINT "OVERLAP ERROR": GOTO 21400
17200 I4 = I
17210 OF = 0:AF = 0:J = 1:X = 0: FOR I = I4 TO I4 + 10: IF D(J,I1) = 0 THEN 17280
17215 IF C(I) = 0 THEN F = X: GOTO 17270
17220 PF = OF:OF = D(J,I1) / C(I): IF PF = 0 THEN 17280
17230 IF OF < = PF + P / 100 * PF THEN 17260
17240 IF OF > = PF - P / 100 * PF THEN 17260
17250 PRINT "OVERLAP WARNING":AF = 0:X = 0: GOTO 17280
17260 AF = AF + OF:X = X + 1
17270 IF X = F THEN 17285
17280 J = J + 1: NEXT I
17285 AF = AF / X:YP = 0:XP = 0:Z = I: GOTO 17400
17290 IF F = 1 THEN 17310
17300 F = 1: GOTO 17210
17310 HOME : PRINT : PRINT : PRINT "THERE ARE NO TWO CONSECUTIVE
CHANNELS": PRINT "THAT HAVE OVERLAP FACTORS AT ";P;" PERCENT": PRINT "OF
EACH OTHER. YOU MAY:": PRINT : PRINT "(1)CHANGE THE PERCENTAGE"
17320 PRINT : PRINT "(2) ENTER THE OVERLAP CHANNEL": PRINT : PRINT "(3) EXIT
THE ROUTINE": PRINT : GOSUB 60
17330 GET Z$:Z = VAL (Z$): IF Z = 1 OR Z = 2 OR Z = 3 THEN 17350
17340 GOTO 17330
17350 ON Z GOTO 17360,17370,17390
17360 HOME : PRINT "ENTER NEW PERCENTAGE ": INPUT P: GOTO 17210
17370 HOME : PRINT "ENTER CHANNEL IN LARGEST TUBE TO ": PRINT "OVERLAP
WITH NEXT SMALLEST TUBE ";: INPUT X
17380 Y = I4 + X - 1: GOTO 17470
17390 RETURN
17400 FOR I = 1 TO 16
17402 IF AF < 1 THEN C(I) = C(I) / AF
17404 IF AF > 1 THEN C(I) = C(I) * AF
17406 NEXT I
```

```

17410 J = 1: FOR I = I4 TO Z
17420 IF C(I) = 0 AND D(J,I1) = 0 THEN 17460
17430 XP = ABS (C(I) - D(J,I1)): IF YP = 0 THEN 17450
17440 IF XP > = YP THEN 17460
17450 X = J:Y = I:YP = XP
17460 J = J + 1: NEXT I
17470 N = Y + 16 - X
17480 X = X + 1:Y = Y + 1: FOR J = X TO 16
17490 C(Y) = D(J,I1):Y = Y + 1: NEXT J:OC = N
17500 GOTO 17100
17510 N = OC: FOR I = 1 TO N:D(I,I1) = C(I)
17515 IF I1 = 1 THEN D(I,I1) = INT (D(I,I1) * 100 + .5) / 100
17520 IF I1 = 2 THEN D(I,I1) = INT (D(I,I1))
17530 NEXT I: GOSUB 100:LL = SL: HOME
17540 PRINT
17542 REM     LINES 17550 TO 17630 ARE FOR
17543 REM     LATER USE IF OVERLAP FILE IS TO BE SAVED
17545 RETURN
17550 PRINT "SAMPLE #";ID$
17560 PRINT "APERTURES ";AP$
17565 PRINT "INFORMATION "
17570 PRINT "      ";DI$
17580 PRINT "      ";EQ$
17590 PRINT "      ";EL$
17600 PRINT "      ";O$
17620 PRINT : PRINT "IS INFORMATION FOR OVERLAPED DATA": PRINT : PRINT
"CORRECT (Y/N) ";
17625 GET Z$: IF Z$ = "Y" THEN RETURN
17630 IF Z$ = "N" THEN GOSUB 550: RETURN
17800 REM
17810 REM *****
17820 REM     COUNTS/GRAM ROUTINE

```

```
17830 REM *****
17840 REM
18030 I1 = 2: IF T(2) = 0 THEN 21320
18040 GOSUB 10000:X = 0: HOME
18060 POKE 36,0 + X: PRINT H$: POKE 36,0 + X: PRINT "SIZE";: POKE 36,10 + X::
PRINT "DIFFERENTIAL";: POKE 36,25 + X: PRINT "CUMULATIVE": POKE 36,0 + X:
PRINT H$: PRINT
18070 CM = T(2):PS = LL:L = 4: FOR I = 1 TO N: GOSUB 90:SZ = FN B(SZ): IF P0 = 1
THEN 18100
18075 GOSUB 150:D(I,2) = D(I,2) * DF:C(I) = PC * DF
18080 IF L < > 21 THEN 18100
18090 PRINT : PRINT TAB(9)"HIT SPACE BAR FOR MORE": GET Z$: POKE 34,4: CALL
- 936:L = 4
18100 POKE 36,0 + X: PRINT SZ;: POKE 36,10 + X: PRINT D(I,2);: POKE 36,25 + X:
PRINT C(I):L = L + 1: NEXT I: IF P0 = 0 THEN 18120
18110 PRINT : PRINT D$;"PR#0":P0 = 0:X = 0: RETURN
18120 IF PEEK (34) > 0 THEN POKE 34,0
18125 GOSUB 80
18130 GET Z$: IF Z$ = "N" THEN RETURN
18132 IF Z$ = "Y" THEN 18136
18134 GOTO 18130
18136 PRINT : PRINT D$;"PR#1":P0 = 1:X = 2: GOTO 18060
18800 REM
18810 REM *****
18820 REM GRAPHICS ROUTINE
18830 REM *****
18840 REM
19000 IF Z = 1 OR Z = 3 OR Z = 5 THEN I1 = 1
19010 IF Z = 2 OR Z = 4 OR Z = 6 THEN I1 = 2
19020 IF T(I1) = 0 THEN 21320
19030 HOME : CALL 6142: HGR : HCOLOR= 3: FOR X = 10 TO 279: HPLOT X,149: NEXT
X: FOR Y = 10 TO 149: HPLOT 10,Y: NEXT Y:X1 = INT (269 / N)
```

```

19040 FOR X = 10 TO 279 STEP X1: FOR Y = 149 TO 8 STEP - 7: HPLOT X,Y: NEXT Y:
HPLOT X,146 TO X,152: NEXT X
19050 FOR Y = 149 TO 8 STEP - 14: HPLOT 7,Y TO 13,Y: FOR X = 10 + X1 / 2 TO 279
STEP X1: HPLOT X,Y: NEXT X: NEXT Y: IF I1 = 2 THEN 19080
19060 VTAB (7): PRINT "V": VTAB (8): PRINT "O": VTAB (9): PRINT "L": VTAB (10):
PRINT "U": VTAB (11): PRINT "M": VTAB (12): PRINT "E": VTAB (14): PRINT "%": GOTO
19095
19080 VTAB (5): PRINT "P": VTAB (6): PRINT "O": VTAB (7): PRINT "P": VTAB (8): PRINT
"U": VTAB (9): PRINT "L": VTAB (10): PRINT "A": VTAB (11): PRINT "T": VTAB (12):
PRINT "I": VTAB (13)
19090 PRINT "O": VTAB (14): PRINT "N": VTAB (16): PRINT "%"
19095 PS = LL:X = 10:X2 = 4: VTAB (20): HTAB (2): PRINT FN C(LL);: FOR I = 1 TO N -
2:X = X + X1: GOSUB 90: IF I < > X2 THEN 19110
19100 J = X / 7: HTAB (J): PRINT FN C(SZ);:X2 = X2 + 4
19110 NEXT I
19120 VTAB (21): HTAB (15): PRINT "SIZE IN UM"
19130 IF Z = 3 OR Z = 4 THEN 19210
19140 XP = 10:YP = 149:X = 10: FOR I = 1 TO N: GOSUB 120:X = X + X1:Y = 149 - (DM *
139 / 100)
19150 IF Y < 10 THEN Y = 10
19160 IF Y > 149 THEN Y = 149
19170 IF X < 10 THEN X = 10
19180 IF X > 279 THEN X = 279
19190 HPLOT XP,YP TO XP,Y: HPLOT XP,Y TO X,Y:XP = X:YP = Y: NEXT I: HPLOT TO
X,149: IF Z = 5 OR Z = 6 THEN 19210
19200 GOTO 19270
19210 YP = 10:CM = 100:XP = 10:X = 10: FOR I = 1 TO N:X = X + X1: GOSUB 120: GOSUB
140:Y = 149 - (CM * 139 / 100)
19220 IF Y < 10 THEN Y = 10
19230 IF Y > 149 THEN Y = 149
19240 IF X < 10 THEN X = 10
19250 IF X > 279 THEN X = 279

```



```

19260 HPLOT XP,YP TO X,Y:XP = X:YP = Y: NEXT I
19270 PRINT : PRINT D$;"PR#1"
19280 PRINT : PRINT D$;"PR#0": PRINT D$;"IN#0": GOSUB 80
19290 GET Z$: IF Z$ = "N" THEN 19340
19300 IF Z$ = "Y" THEN 19320
19310 GOTO 19290
19320 PRINT : PRINT D$;"PR#1"
19330 PRINT CHR$(9);"G"
19340 CALL 62454: TEXT : HOME
19350 PRINT : PRINT D$;"PR#1"
19360 PRINT : PRINT D$;"PR#0": RETURN
19800 REM
19810 REM *****
19820 REM LISTING ROUTINES
19830 REM *****
19840 REM
20000 IF Z = 1 THEN I1 = 1
20010 IF Z = 2 OR Z = 3 THEN I1 = 2
20020 IF T(I1) = 0 THEN 21320
20030 HOME :X = 0
20040 POKE 36,0 + X: PRINT H$: POKE 36,0 + X: PRINT "CHANNEL #": POKE 36,15 +
X: PRINT "SIZE": POKE 36,30 + X: PRINT "DIFF"
20050 IF Z = 2 GOTO 20130
20060 IF Z = 3 GOTO 20080
20070 POKE 36,30 + X: PRINT "VOLUME %": GOTO 20090
20080 POKE 36,30 + X: PRINT "POP %":I1 = 2
20090 POKE 36,0 + X: PRINT H$:PS = LL: PRINT :L = 5: FOR I = 1 TO N: GOSUB 90:
GOSUB 120:SZ = FN B(SZ):DM = FN C(DM): IF P0 = 1 THEN 20120
20100 IF L < > 21 THEN 20120
20110 PRINT : PRINT TAB(9)"HIT SPACE BAR FOR MORE": GET Y$: POKE 34,5: CALL
- 936:L = 5
20120 POKE 36,3 + X: PRINT I: POKE 36,15 + X: PRINT SZ: POKE 36,30 + X: PRINT

```

```

DM:L = L + 1: NEXT I: GOTO 20470
20130 POKE 36,30 + X: PRINT "POP": POKE 36,0 + X: PRINT H$:PS = LL: PRINT :L = 5:
FOR I = 1 TO N: GOSUB 90:SZ = FN B(SZ): IF P0 = 1 THEN 20160
20140 IF L < > 21 THEN 20160
20150 PRINT : PRINT TAB( 9)"HIT SPACE BAR FOR MORE": GET Y$: POKE 34,5: CALL
- 936:L = 5
20160 POKE 36,3 + X: PRINT I:; POKE 36,15 + X: PRINT SZ:; POKE 36,30 + X: PRINT
D(I,2):L = L + 1: NEXT I
20170 GOTO 20470
20180 REM
20190 HOME :X = 0
20200 IF Z = 4 THEN I1 = 1
20210 IF Z = 5 OR Z = 6 THEN I1 = 2
20220 IF T(I1) = 0 THEN 21320
20230 POKE 36,0 + X: PRINT H$: POKE 36,0 + X: PRINT "CH.#":; POKE 36,7 + X: PRINT
"SIZE":; POKE 36,20 + X: PRINT "DIFF":; POKE 36,30 + X: PRINT "CUM"
20240 IF Z = 5 THEN CM = T(2): GOTO 20380
20250 CM = 100: IF Z = 6 THEN GOTO 20280
20260 POKE 36,20 + X: PRINT "VOL %":; POKE 36,30 + X: PRINT "VOL %"
20270 GOTO 20290
20280 POKE 36,20 + X: PRINT "POP %":; POKE 36,30 + X: PRINT "POP %"
20290 POKE 36,0 + X: PRINT H$:PS = LL: PRINT
20300 L = 5: FOR I = 1 TO N
20310 GOSUB 90: GOSUB 120: GOSUB 140
20320 SZ = FN B(SZ):CM = FN C(CM):DM = FN C(DM)
20330 IF P0 = 1 THEN 20360
20340 IF L < > 21 THEN 20360
20350 PRINT : PRINT TAB( 9)"HIT SPACE BAR FOR MORE": GET Y$: POKE 34,5: CALL
- 936:L = 5
20360 POKE 36,0 + X: PRINT I:; POKE 36,7 + X: PRINT SZ:; POKE 36,20 + X: PRINT DM:;
POKE 36,30 + X: PRINT PC:L = L + 1: NEXT I
20370 GOTO 20470

```

```
20380 POKE 36,20 + X: PRINT "POP";: POKE 36,30 + X: PRINT "POP"
20390 POKE 36,0 + X: PRINT H$:PS = LL: PRINT
20400 L = 5: FOR I = 1 TO N
20410 GOSUB 90: GOSUB 150
20420 SZ = FN B(SZ):CM = FN C(CM)
20430 IF P0 = 1 THEN 20460
20440 IF L < > 21 THEN 20460
20450 PRINT : PRINT TAB(9)"HIT SPACE BAR FOR MORE": GET Y$: POKE 34,5: CALL
- 936:L = 5
20460 POKE 36,0 + X: PRINT I;: POKE 36,5 + X: PRINT SZ;: POKE 36,20 + X: PRINT
D(I,2);: POKE 36,30 + X: PRINT PC:L = L + 1: NEXT I
20470 IF P0 = 0 THEN 20490
20480 PRINT : PRINT D$;"PR#0":P0 = 0:X = 0: RETURN
20490 IF PEEK (34) > 0 THEN POKE 34,0
20495 GOSUB 80
20497 GET Z$: IF Z$ = "N" THEN RETURN
20500 IF Z$ = "Y" THEN 20520
20510 GOTO 20497
20520 PRINT : PRINT D$;"PR#1":P0 = 1:X = 0: IF F = 1 THEN GOTO 20600
20530 PRINT
20535 POKE 36,20: PRINT "SAMPLE: ";: PRINT ID$
20540 POKE 36,20: PRINT "APERTURES :";: PRINT AP$
20545 POKE 36,20: PRINT "INFORMATION "
20550 POKE 36,20: PRINT "      ";DI$
20570 POKE 36,20: PRINT "      ";: PRINT EQ$
20575 POKE 36,20: PRINT "      ";: PRINT EL$
20580 POKE 36,20: PRINT "      ";: PRINT O$
20590 F = 1
20600 ON Z GOTO 20040,20040,20040,20230,20230,20230
20610 HOME :X = 0
20620 POKE 36,0 + X: PRINT H$: POKE 36,0 + X: PRINT "CH. #";: POKE 36,9 + X:
PRINT "SIZE";: POKE 36,18 + X: PRINT Z1$(1);: POKE 36,28 + X: PRINT Z1$(2)
```

```

20630 POKE 36,0 + X: PRINT H$: PRINT :PS = LL:L = 4: FOR I = 1 TO N: GOSUB 90:SZ =
FN B(SZ): IF P0 = 1 THEN 20660
20640 IF L < > 21 THEN 20660
20650 PRINT : PRINT TAB( 9)"HIT SPACE BAR FOR MORE": GET Y$: POKE 34,4: CALL
- 936:L = 4
20660 POKE 36,0 + X: PRINT I;: POKE 36,9 + X: PRINT SZ;: POKE 36,20 + X: PRINT
D(I,1);: POKE 36,30 + X: PRINT D(I,2): NEXT I: IF P0 = 0 THEN 20680
20670 PRINT : PRINT D$;"PR#0":P0 = 0:X = 0: RETURN
20680 IF PEEK (34) > 0 THEN POKE 34,0
20683 GOSUB 80
20685 GET Z$: IF Z$ = "N" THEN RETURN
20690 IF Z$ = "Y" THEN 20710
20700 GOTO 20685
20710 PRINT : PRINT D$;"PR#1":P0 = 1:X = 0: GOTO 20620
21010 PRINT
21320 HOME : VTAB (10): PRINT TAB( 6)Z1$(I1);" DATA IS ALL ZEROS ": PRINT :
GOSUB 70
21400 GOSUB 70
21405 GET Z$: IF Z$ = CHR$ (13) THEN 21430
21420 GOTO 21405
21430 GOTO 22000
21800 REM
21810 REM *****
21820 REM MENU ROUTINES
21830 REM *****
21840 REM
22000 PRINT
22005 HOME : PRINT H$: PRINT : PRINT TAB( 15)"MAIN MENU": PRINT : PRINT H$:
PRINT
22010 PRINT "(1) CALIBRATION": PRINT : PRINT "(2) DATA ACQUISITION": PRINT :
PRINT "(3) DISK FUNCTIONS"
22020 PRINT : PRINT "(4) STATISTICS": PRINT : PRINT "(5) SPECIALTY ROUTINES":

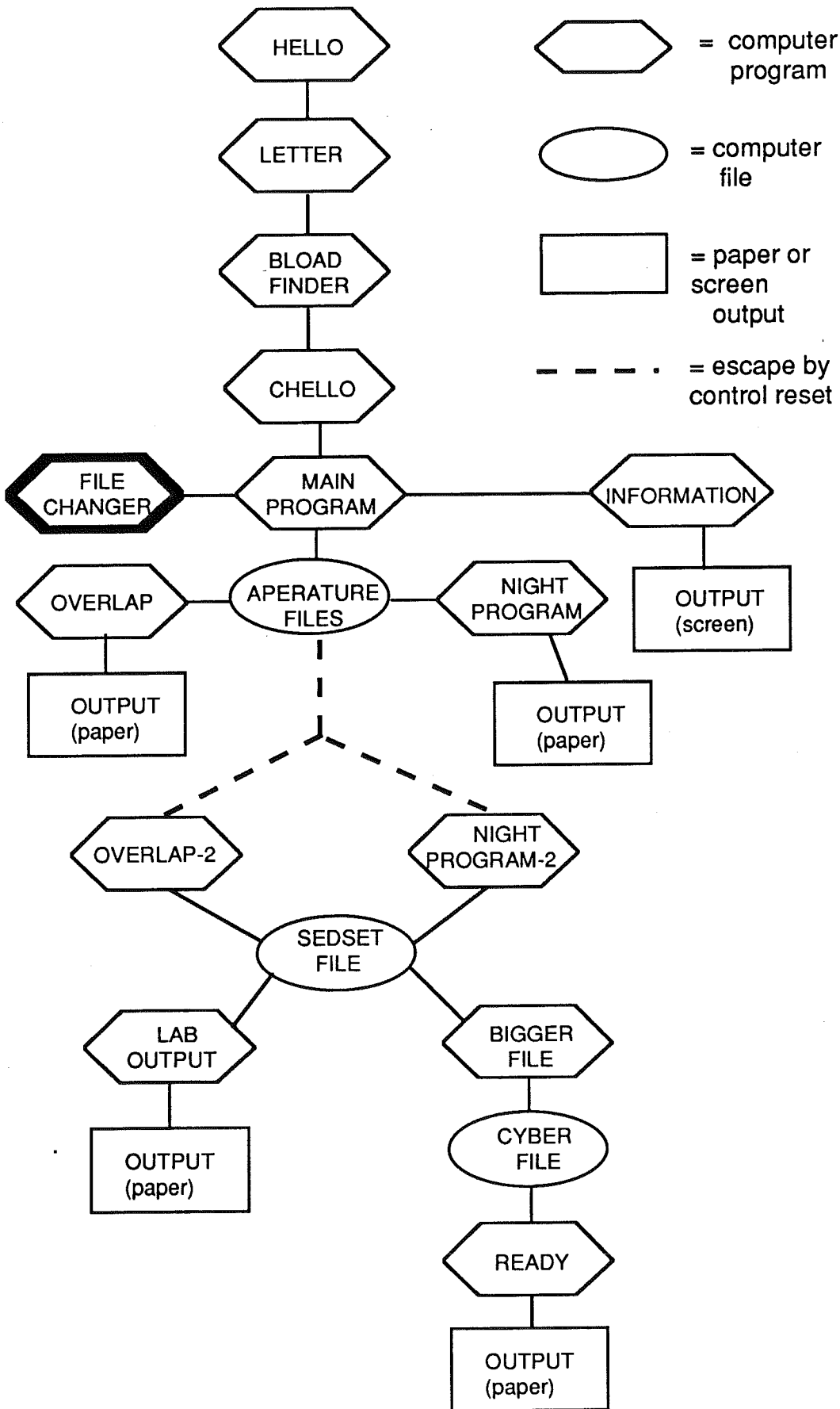
```

```
PRINT
22030 PRINT "(6) LISTINGS": PRINT : PRINT "(7) GRAPHICS": PRINT : PRINT "(8)
TERMINATE PROGRAM": GOSUB 60
22040 GET Z$:Z = VAL (Z$): IF Z = 0 THEN 22040
22050 ON Z GOSUB 1000,23000,24000,25000,26000,27000,28000,30000
22060 GOTO 22000
23000 HOME : PRINT H$: PRINT : PRINT TAB( 12)"DATA ACQUISITION": PRINT :
PRINT H$: PRINT
23010 PRINT "(1) READ FROM DISK": PRINT : PRINT "(2) MANUAL ENTRY": PRINT :
PRINT "(3) INPUT FROM TA II": PRINT : PRINT "(4) EXIT ": PRINT : GOSUB 60
23020 GET Z$:Z = VAL (Z$): IF Z = 0 THEN 23020
23030 IF Z > 4 THEN 23020
23040 IF Z = 4 THEN RETURN
23050 ON Z GOSUB 6000,9000,2000
23060 GOTO 23000
24000 HOME : PRINT H$: PRINT : PRINT TAB( 12)"DISK FUNCTIONS": PRINT : PRINT
H$: PRINT : FLASH : HTAB (12): PRINT "DRIVE #"; MID$ (DN$,3); " IN USE": NORMAL :
PRINT : PRINT "(1) WRITE TO DISK (SAVE DATA)"
24010 PRINT : PRINT "(2) DELETE RUN": PRINT : PRINT "(3) LIST RUNS IN DISK":
PRINT : PRINT "(4) FORMAT A NEW DISKETTE": PRINT : PRINT "(5) SELECT DRIVE ":
PRINT : PRINT "(6) EXIT": GOSUB 60
24020 GET Z$:Z = VAL (Z$): IF Z = 0 THEN 24020
24030 IF Z > 6 THEN 24020
24040 IF Z = 6 THEN RETURN
24050 ON Z GOSUB 4900,7000,8000,3000,4000
24060 GOTO 24000
25000 HOME : PRINT H$: PRINT : PRINT TAB( 12)"STATISTICS MENU": PRINT : PRINT
H$: PRINT
25010 PRINT "(1) VOLUME STATISTICS": PRINT : PRINT "(2) POPULATION
STATISTICS": PRINT
25020 PRINT "(3) EXIT": GOSUB 60
25030 GET Z$:Z = VAL (Z$): IF Z = 0 THEN 25030
```

```
25040 IF Z > 3 THEN 25030
25050 IF Z = 3 THEN RETURN
25060 ON Z GOSUB 11000,11020
25070 GOTO 25000
26000 HOME : PRINT H$: PRINT : PRINT TAB( 11)"SPECIALTY ROUTINES": PRINT :
PRINT H$: PRINT
26010 PRINT "(1) SURFACE AREA": PRINT : PRINT "(2) COMPARISON TO A
STANDARD": PRINT : PRINT "(3) AVERAGE DATAGROUPS": PRINT
26015 PRINT "(4) COUNTS PER GRAM<SINGLE TUBE ANALYSIS ONLY>": PRINT :
PRINT "(5) OVERLAP": PRINT : PRINT "(6) EXIT": GOSUB 60
26020 GET Z$:Z = VAL (Z$): IF Z = 0 THEN 26020
26030 IF Z > 6 THEN 26020
26040 IF Z = 6 THEN RETURN
26050 ON Z GOSUB 14000,16000,15000,18030,17000
26060 GOTO 26000
27000 REM
27010 HOME : PRINT H$: PRINT : PRINT TAB( 14)"LISTING MENU": PRINT : PRINT
H$: PRINT
27020 PRINT "(1) DIFFERENTIAL VOLUME%": PRINT : PRINT "(2) DIFFERENTIAL
POPULATION": PRINT : PRINT "(3) DIFFERENTIAL POPULATION%": PRINT : PRINT
"(4) CUMULATIVE VOLUME%"
27030 PRINT : PRINT "(5) CUMULATIVE POPULATION": PRINT : PRINT "(6)
CUMULATIVE POPULATION%": PRINT : PRINT "(7) ORIGINAL DATA": PRINT : PRINT
"(8) EXIT": GOSUB 60
27040 GET Z$:Z = VAL (Z$): IF Z = 0 THEN 27040
27050 IF Z = 8 THEN 27070
27060 IF Z < 9 THEN 27080
27070 F = 0: RETURN
27080 ON Z GOSUB 20000,20000,20000,20180,20180,20180,20610
27090 GOTO 27010
28000 HOME : PRINT H$: PRINT : PRINT TAB( 13)"GRAPHICS MENU": PRINT : PRINT
H$
```

```
28020 PRINT : PRINT "(1) DIFFERENTIAL VOLUME HISTOGRAM"  
28030 PRINT : PRINT "(2) DIFFERENTIAL POPULATION HISTOGRAM"  
28040 PRINT : PRINT "(3) CUMULATIVE VOLUME CURVE"  
28050 PRINT : PRINT "(4) CUMULATIVE POPULATION CURVE"  
28060 PRINT : PRINT "(5) OVERLAY VOLUME GRAPHICS"  
28070 PRINT : PRINT "(6) OVERLAY POPULATION GRAPHICS"  
28080 PRINT : PRINT "(7) EXIT": GOSUB 60  
28090 GET Z$:Z = VAL (Z$): IF Z = 0 THEN 28090  
28100 IF Z > 7 THEN 28090  
28110 IF Z = 7 THEN RETURN  
28120 GOSUB 19000  
28130 GOTO 28000  
30000 HOME : VTAB 15: HTAB 10: PRINT "PLEASE WAIT"  
30100 PRINT D$;"RUN CHELLO,D1"
```

COULTER COUNTER

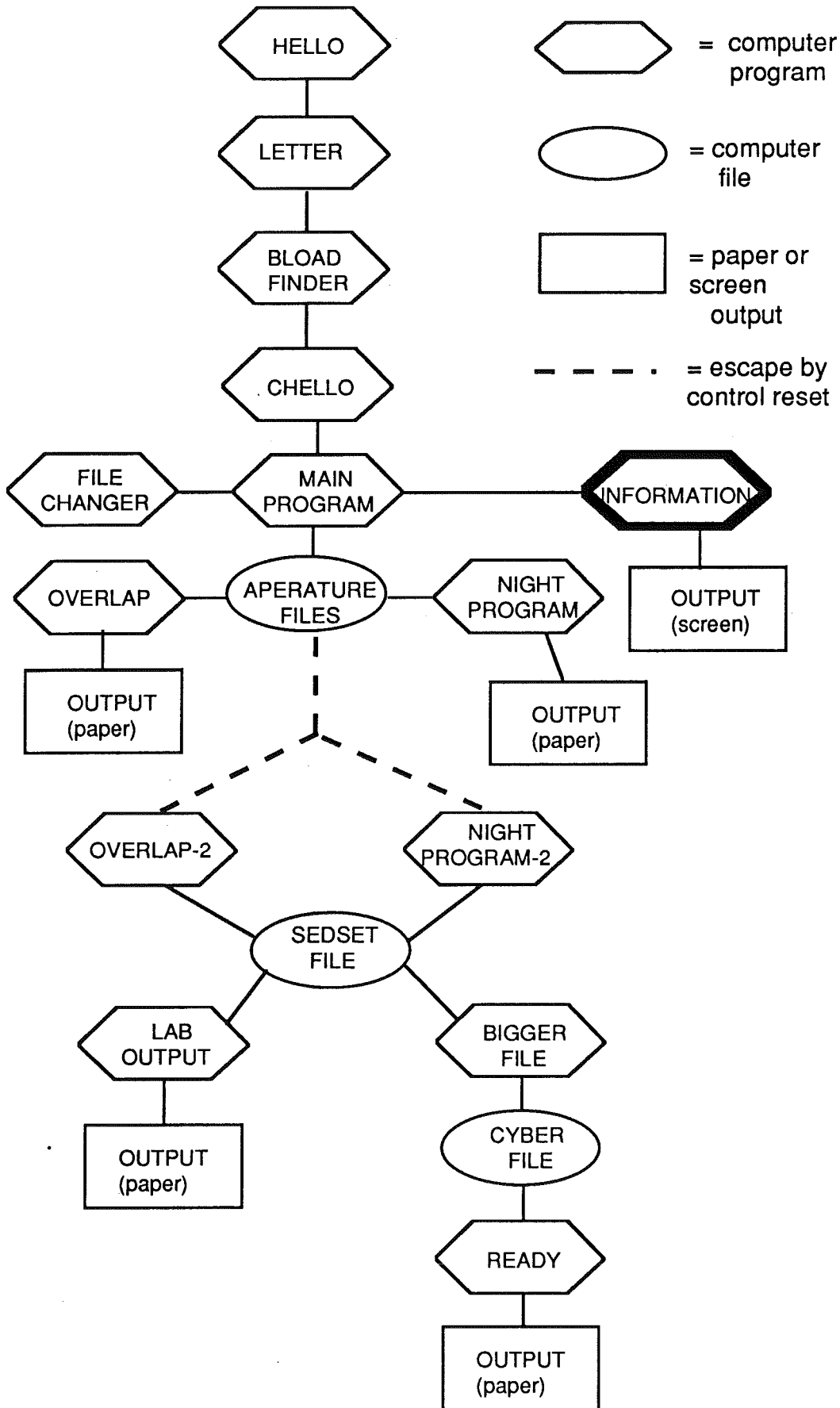


This program allows for the operator to make changes in the header information after a distribution has been saved. This is especially useful if there is only a small sample and the operator finds out that a typo error has been made. Then a sample header can be changed without the need to rerun another sample.

```
0 REM
4 HOME
5 DIM V(50),P(50)
10 D$ = CHR$(4)
25 PRINT "INPUT YOUR FILE NAMES PLEASE";: INPUT NAMES$
30 PRINT D$;"OPEN "NAMES$";,D2"
40 PRINT D$;"READ "NAMES$
50 INPUT N
60 INPUT S$
70 FOR X = 1 TO 7
80 INPUT INFRO$(X)
90 NEXT X
110 FOR X = 1 TO N
120 INPUT V(X)
130 NEXT X
140 FOR X = 1 TO N
150 INPUT P(X)
160 NEXT X
200 PRINT D$;"CLOSE "NAMES$
300 HOME
310 PRINT "INFORMATION "
320 FOR X = 1 TO 7
330 PRINT X" : "INFRO$(X)
340 NEXT X
350 PRINT
355 PRINT X" : REPLACE FILE": PRINT
```

```
360 PRINT "INPUT NUMBER TO BE CHANGED"; INPUT X
365 IF X = 8 THEN 500
366 IF X > 8 THEN 300
368 IF X = 6 THEN 300
370 HOME : VTAB 15: HTAB 10
380 PRINT INFRO$(X)
390 PRINT
400 INPUT "INPUT NEW INFORMATION ";INFRO$
410 PRINT INFRO$
420 INPUT "IS THIS CORRECT Y/N ";Y$
430 IF Y$ < > "Y" THEN 300
440 LET INFRO$(X) = INFRO$
450 GOTO 300
500 PRINT D$;"OPEN "NAMES$
510 PRINT D$;"WRITE "NAMES$
520 PRINT N
530 PRINT S$
540 FOR X = 1 TO 7
550 PRINT INFRO$(X)
560 NEXT X
570 FOR X = 1 TO N
580 PRINT V(X)
590 NEXT X
600 FOR X = 1 TO N
610 PRINT P(X)
620 NEXT X
630 PRINT D$;"CLOSE "NAMES$
```

COULTER COUNTER



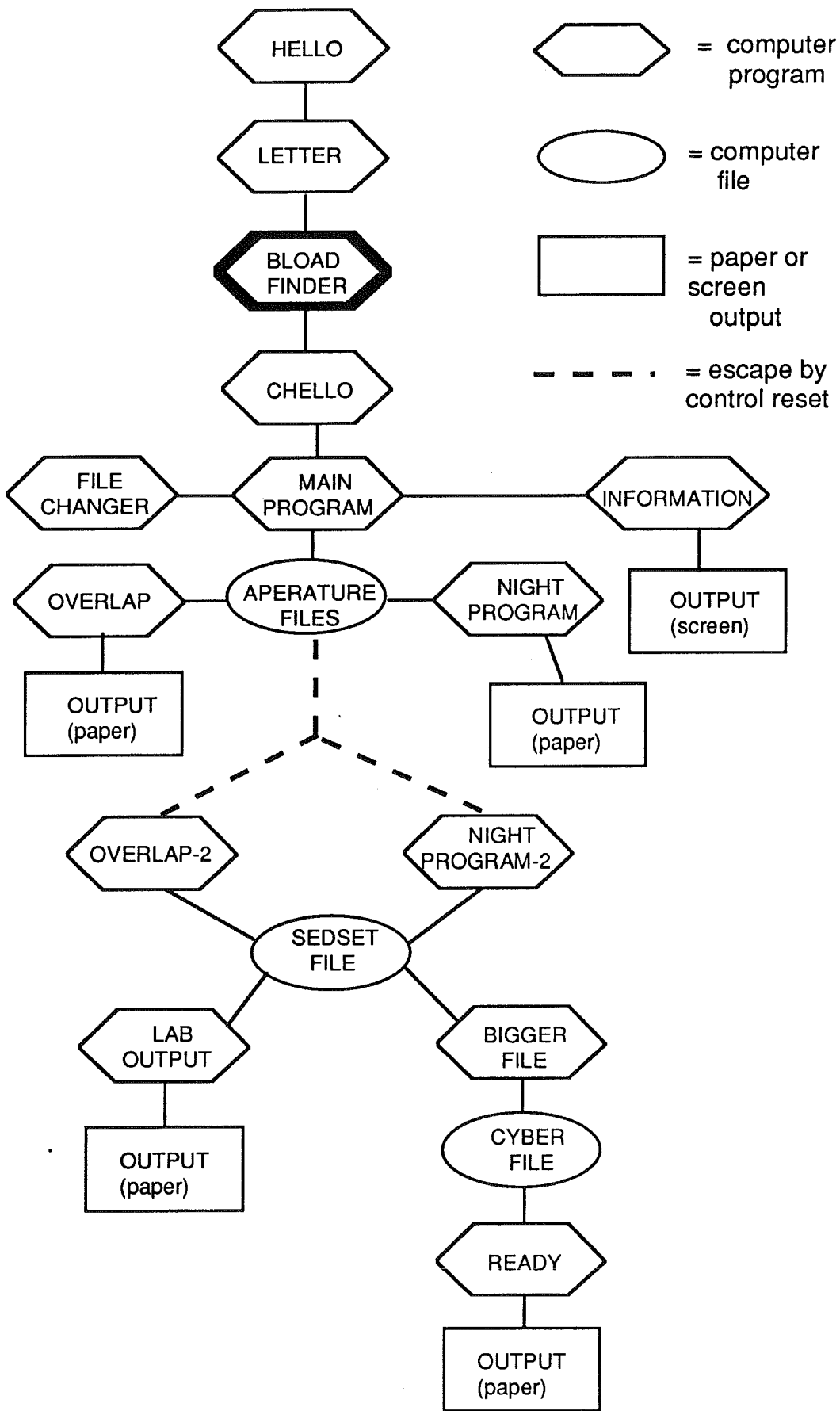
This program gives information dealing with the Coulter Counter program (revisions and modifications). This program also list the aperture openings of each tube and assigns a letter for each tube.

```

0 REM
1 HOME
5 PRINT "=====
6 PRINT
10 PRINT " 'COULTER ACCUCOMP / TA II L' PROGRAM"
12 PRINT
15 PRINT "          COPYRIGHT BY"
20 PRINT "   COULTER ELECTRONICS, INC., 1981.
25 PRINT
30 PRINT "=====
40 PRINT : PRINT
50 PRINT " INITIAL ISSUE   JULY 1981"
55 PRINT
60 PRINT " REVISION B       FEB. 1982"
65 PRINT
70 PRINT " REVISION B1      AUG. 1983"
80 VTAB 22: PRINT "PRESS ANY KEY TO CONT. "; GET A$: PRINT : HOME
90 PRINT " THE DATA ACCUMULATED BY THE 'TA II'
95 PRINT
100 PRINT "CONSISTS OF DIFFERENTIAL VOLUME % AND"
105 PRINT
110 PRINT "DIFFERENTIAL POPULATION COUNTS. VOLUME"
115 PRINT
120 PRINT "PERCENTAGES, AS RECEIVED FROM THE TA II"
125 PRINT
130 PRINT "MAY NOT BE ACCURATELY NORMALIZED. "
135 PRINT
    
```

```
140 PRINT "HOWEVER, THIS POSSIBLE INACCURACY IN "  
145 PRINT  
150 PRINT "NORMALIZATION DOES NOT AFFECT THE "  
155 PRINT  
160 PRINT "ACCURACY OF COMPUTATION BY THE COMPUTER"  
165 PRINT  
170 PRINT : PRINT "TAKEN FROM:"  
180 PRINT "    PARA. 3.6 OF USER'S MANUAL"  
200 VTAB 22: PRINT "PRESS ANY KEY TO CONT. "; GET AS: PRINT : HOME  
210 PRINT "    LETTER FILE TABLE"  
220 PRINT "===== "  
230 PRINT "LETTER    APERTURES"  
240 PRINT "----- "  
250 PRINT " <A>        30"  
260 PRINT " <B>        50"  
270 PRINT " <C>        70"  
280 PRINT " <D>       140"  
290 PRINT " <E>       200"  
300 PRINT " <F>       280"  
310 PRINT " <G>       560"  
500 VTAB 22: PRINT "PRESS ANY KEY TO CONT. "; GET AS  
505 PRINT  
510 PRINT "*RUN CHELLO"
```

COULTER COUNTER



⬡ = computer program

○ = computer file

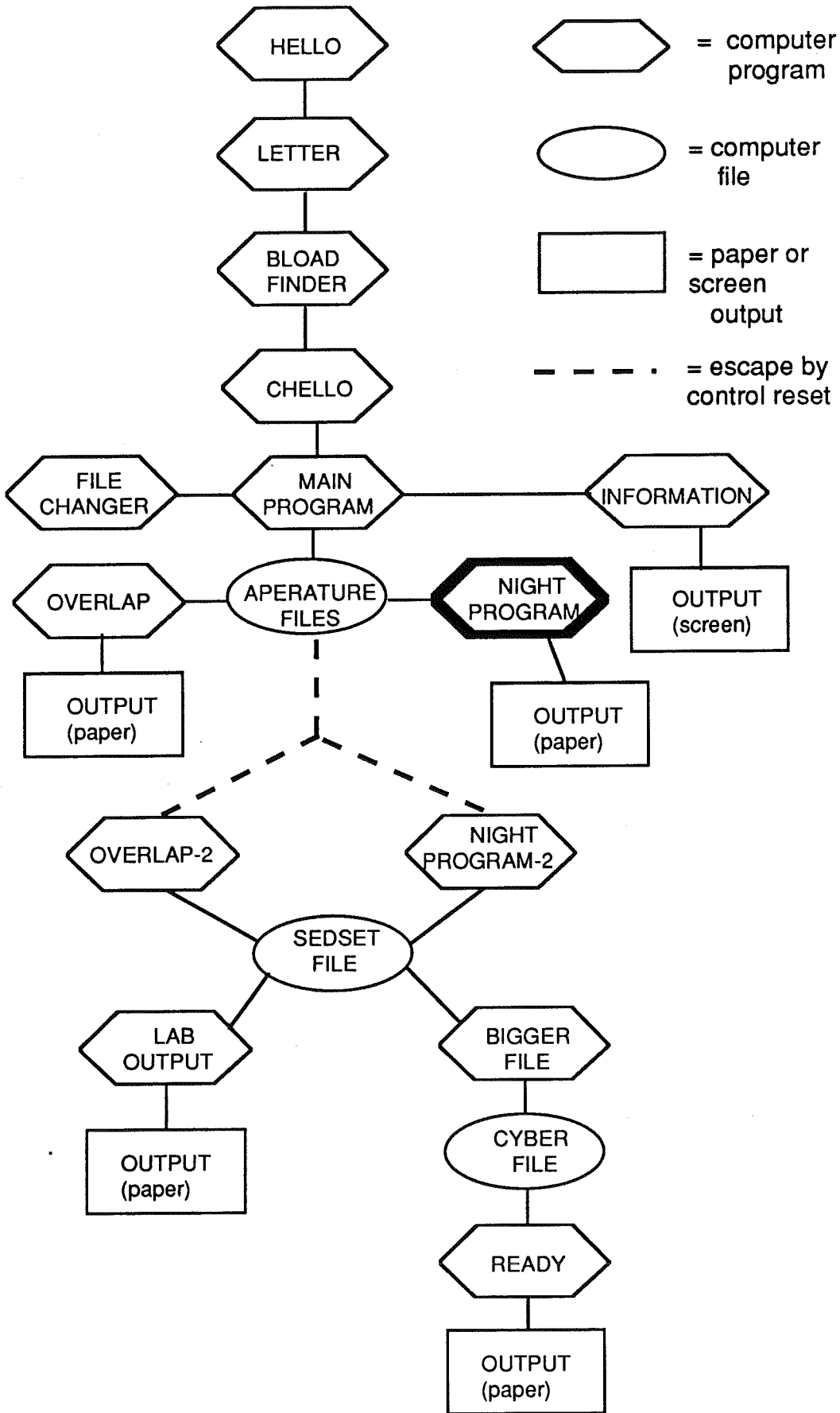
□ = paper or screen output

- - - = escape by control reset

A small program which checks and clears memory locations to store data on the diskette. The program is loaded and run during the execution of the MAIN Program. If there is not enough memory space to store the sample, a message is given in the MAIN Program.

```
0 REM
5 REM BLOAD FINDER
7 H = 38400: REM DOS-BOOT HIMEM
8 T = 49152: REM HIGHEST ADDRESS
10 D$ = CHR$(4): REM CTRL-D
20 PRINT D$;"BSAVE FOO,A$7777,L$77
30 PRINT D$;"BLOAD FOO"
40 PRINT D$;"DELETE FOO"
50 FOR I = H + 1792 TO T
60 IF PEEK (I) < > 119 OR PEEK (I + 1) < > 119 THEN NEXT I
70 PRINT "LOCATIONS OF START ADDRESS: ";I,"";I + 1
80 FOR I = H + 1792 TO T
90 IF PEEK (I) < > 119 OR PEEK (I + 1) < > 0 THEN NEXT I
100 PRINT "LOCATIONS OF LENGTH: ";I,"";I + 1
```

COULTER COUNTER



This program allows single tube samples which were run during the day to be printed out. It provides an output which lists a frequency table of millimetres-vs-percent total volume, moment statistics and a selection of different graph types.

```

0 REM
10 REM   THIS PROGRAM WILL CALCULATE STATISTICS ,LIST DATA AND PLOT
20 REM   GRAPHS WITHOUT THE USER BEING PRESENT AFTER THE INITAL
START.
30 REM
40 REM
90 QQ$ = CHR$(12)
92 REM
93 REM *****
94 REM   GRAPHICS REQUEST ROUTINE
95 REM *****
96 REM
100 HOME
110 PRINT "INPUT FILE LETTER ";; INPUT S$
120 PRINT "INPUT STARTING FILE # AND FINISH FILE #"
125 PRINT "   EX. 2,4 ";; INPUT START,FINISH
150 PRINT
151 PRINT "DO YOU WISH TO CREATE A CYBER FILE";; INPUT YU$; PRINT : PRINT :
PRINT :
152 IF YU$ = "Y" THEN 155
153 GOTO 159
155 PRINT "REMOVE PROGRAM DISK FROM DRIVE 1"
156 PRINT "  REPLACE WITH MERGE DISK"
157 PRINT
158 PRINT
159 PRINT
160 PRINT "DO YOU WANT GRAPHS PLOTTED ";; INPUT YY$
170 IF YY$ < > "Y" THEN 500
    
```

```
180 HOME
190 VTAB 4: PRINT "FOR EACH PLOTTED GRAPH TYPE 'Y/N' "
210 PRINT
215 BB = 7
220 VTAB 8: HTAB BB: PRINT "DIFFERENTIAL VOLUME HISTOGRAM"
230 VTAB 10: HTAB BB: PRINT "DIFFERENTIAL POPULATION HISTOGRAM"
240 VTAB 12: HTAB BB: PRINT "CUMULATIVE VOLUME CURVE"
250 VTAB 14: HTAB BB: PRINT "CUMULATIVE POPULATION CURVE"
260 VTAB 16: HTAB BB: PRINT "OVERLAY VOLUME GRAPHICS "
270 VTAB 18: HTAB BB: PRINT "OVERLAY POPULATION GRAPHICS"
280 VTAB 8: HTAB 5: GET Y$: IF ASC (Y$) = 13 THEN Y$ = "N":G(1) = 0
285 IF Y$ = "Y" THEN G(1) = 1
288 PRINT Y$
290 VTAB 10: HTAB 5: GET Y$: IF ASC (Y$) = 13 THEN Y$ = "N":G(2) = 0
295 IF Y$ = "Y" THEN G(2) = 2
297 PRINT Y$
300 VTAB 12: HTAB 5: GET Y$: IF ASC (Y$) = 13 THEN Y$ = "N":G(3) = 0
310 IF Y$ = "Y" THEN G(3) = 3
320 PRINT Y$
325 VTAB 14: HTAB 5: GET Y$: IF ASC (Y$) = 13 THEN Y$ = "N":G(4) = 0
330 IF Y$ = "Y" THEN G(4) = 4
340 PRINT Y$
345 VTAB 16: HTAB 5: GET Y$: IF ASC (Y$) = 13 THEN Y$ = "N":G(5) = 0
350 IF Y$ = "Y" THEN G(5) = 5
360 PRINT Y$
365 VTAB 18: HTAB 5: GET Y$: IF ASC (Y$) = 13 THEN Y$ = "N":G(6) = 0
370 IF Y$ = "Y" THEN G(6) = 6
380 PRINT Y$
390 PRINT
400 PRINT "ARE THESE CORRECT 'Y/'N' ": INPUT Y$: IF Y$ < > "Y" THEN GOTO 280
500 DIM D(60,2),T(2),C(50),Z1$(3),PPP(60),V(60),SZ(60),P1(60),D1(60),C1(60),P2(60)
505 DIM Q4(60)
```

```

510 I$ = CHR$ (9)
520 D$ = CHR$ (4):Q$ = CHR$ (17):Z1$(1) = " VOLUME %":Z1$(2) =
"POPULATION":Z1$(3) = "POPULATION %":DN$ = ",D2":P0 = 0
525 P$ = " PHI"
530 C1 = LOG (2) / 6:C2 = LOG (2) / 3:N = 16:I1 = 1:F(G) = 0:M$ = " UM":H$ =
"*****"
540 DEF FN B(X) = INT (X * 100 + .5) / 100: DEF FN C(X) = INT (X * 10 + .5) / 10:
GOTO 2390
550 PRINT : PRINT TAB( 10)"< ENTER SELECTION > ";: RETURN
560 PRINT : PRINT TAB( 7)"PRESS RETURN TO CONTINUE ";: RETURN
570 PRINT :Z$ = "Y": RETURN
580 SZ = PS:PS = SZ * 2 ^
(1 / 3): RETURN
590 FOR I1 = 1 TO 2:T(I1) = 0: FOR I = 1 TO N:T(I1) = T(I1) + D(I,I1): NEXT I: NEXT I1:I1
= 1: RETURN
600 DM = (D(I,I1) / T(I1)) * 100: RETURN
610 PC = CM:CM = CM - DM: IF CM < 0 THEN CM = 0
620 RETURN
630 PC = CM:CM = CM - D(I,2): RETURN
640 REM
642 REM *****
644 REM     RETRIEVING DATA ROUTINE
646 REM *****
648 REM
650 FOR Q = START TO FINISH
655 VTAB (12): HTAB (8): FLASH : PRINT "< INPUTING DATA >": NORMAL
660 X = FRE (0):X = 0:N = 16
665 Z$ = S$ + STR$ (Q)
670 PRINT : PRINT D$;"OPEN "Z$;,DN$
680 PRINT : PRINT D$;"READ "Z$
690 INPUT N: INPUT LL: INPUT Y$: INPUT ID$: INPUT EL$: INPUT DI$: INPUT EQ$:
INPUT AP$: INPUT O$

```

```

700 FOR I1 = 1 TO 2: FOR I = 1 TO N: INPUT D(I,I1):D(1,I1) = 0:D(2,I1) = 0:D(3,I1) = 0:
NEXT I: NEXT I1
710 PRINT : PRINT D$;"CLOSE"Z$:I1 = 1: GOSUB 590: GOTO 2440
712 REM
714 REM *****
716 REM     CALCULATING STATISTICS ROUTINE
717 REM *****
718 REM
720 I1 = 1: IF T(1) = 0 THEN 21320
730 GOTO 750
740 I1 = 2: IF T(2) = 0 THEN 21320
750 HOME :XN = 0:XE = 0:XD = 0:SD = 0:SK = 0:KU = 0
755 Q1 = 0:Q2 = 0:Q3 = 0:Q5 = 0:Q6 = 0:Q7 = 0:Q8 = 0:Q9 = 0
760 VTAB (12): HTAB (8): FLASH : PRINT "< CALCULATING STATISTICS >": NORMAL
770 PS = LL:PK = 0
780 FOR I = 1 TO N: GOSUB 580:
781 Q1 = LOG (SZ(I) / 1000)
782 Q3 = - (Q1 / .301) * .434294
784 Q4(I) = Q3 - 0.161
786 Q2 = (Q4(I) * D(I,I1)) + Q2
788 IF D(I,I1) < PK THEN GOTO 800
790 CK = I:PK = D(I,I1)
800 NEXT I
802 Q5 = Q2 / T(I1)
804 XN = (10 ^ (- Q5 * .301)) * 1000
810 IF CK - 1 > 1 GOTO 830
820 XD = 2^(1 / 6) * LL
830 C(M) = 50:F = 1:CM = 100:PS = LL: GOSUB 1040:F = 0:XE = DN:PS = LL: FOR I = 1 TO
N: GOSUB 580:XI = LOG (SZ) + C1: IF XD = 0 AND CK = I THEN 850
840 GOTO 860

```

```

850 XD = EXP ( LOG (SZ) + ((D(CK,I1) - D(CK - 1,I1)) / (2 * D(CK,I1) - D(CK - 1,I1) -
D(CK + 1,I1))) * C2)
860 Q6 = D(I,I1) * (Q4(I) - Q5)^
2 + Q6
861 Q7 = D(I,I1) * (Q4(I) - Q5) ^
3 + Q7
862 Q8 = D(I,I1) * (Q4(I) - Q5) ^
4 + Q8
863 NEXT I
864 Q9 = Q6 / T(I1)
865 SD = Q9 ^
.5
866 SK = (Q7 / T(I1)) / Q9 ^
1.5
867 KU = (Q8 / T(I1)) / Q9 ^
2
870 IF XN > XD THEN Z1$ = " POSITIVE"
880 IF XN < XD THEN Z1$ = " NEGATIVE"
890 IF KU - 3 < 0 THEN Z2$ = " PLATYKURTIC"
900 IF KU - 3 > 0 THEN Z2$ = " LEPTOKURTIC"
910 IF KU - 3 = 0 THEN Z2$ = " MESOKURTIC"
920 XN = FN B(XN):XD = FN B(XD):SD = FN B(SD):SK = FN B(SK):XE = FN
B(XE):KU = FN B(KU):Q5 = FN B(Q5): HOME :X = 0
925 PRINT D$;"PR#1"
926 PRINT : PRINT
930 POKE 36,0 + X: PRINT H$: POKE 36,8 + X: PRINT Z1$(I1);" STATISTICS": POKE 36,0
+ X: PRINT H$: PRINT
940 PRINT "MEAN           ";XN;M$,"           ";Q5;P$
950 POKE 36,0 + X: PRINT "MEDIAN:";: POKE 36,22 + X: PRINT XE;M$: POKE 36,0 + X::
PRINT "MODE:";: POKE 36,22 + X: PRINT XD;M$
960 POKE 36,0 + X: PRINT "STANDARD DEVIATION:";: POKE 36,22 + X: PRINT SD;P$:
POKE 36,0 + X: PRINT "SKEWNESS:";: POKE 36,22 + X: PRINT SK;Z1$: POKE 36,0 + X:

```

P

970 PRINT D\$;"PR#0"

980 RETURN

1040 FOR I = 1 TO N: GOSUB 600: GOSUB 610: GOSUB 580

1050 IF FN B(CM) > = C(M) THEN 1090

1060 DN = SZ * EXP ((PC - C(M)) / (PC - CM) * C2): IF F > 0 THEN RETURN

1070 C(M) = FN B(C(M)):DN = FN B(DN): POKE 36,5 + X: PRINT DN,; POKE 36,22 + X:

PRINT C(M): IF M = Z THEN 1100

1080 M = M + 1: GOTO 1050

1090 NEXT I

1100 IF P0 = 0 THEN 1120

1110 PRINT : PRINT D\$;"PR#0":P0 = 0:X = 0: RETURN

1120 GOSUB 570

1130 GET Z\$: IF Z\$ = "N" THEN RETURN

1140 IF Z\$ = "Y" THEN 1160

1150 GOTO 1130

1160 PRINT : PRINT D\$;"PR#1":P0 = 1:X = 20: GOTO 12120

1162 REM

1164 REM *****

1166 REM GRAPHICS ROUTINE

1167 REM *****

1168 REM

1170 IF Z = 1 OR Z = 3 OR Z = 5 THEN I1 = 1

1180 IF Z = 2 OR Z = 4 OR Z = 6 THEN I1 = 2

1190 IF T(I1) = 0 THEN PRINT : PRINT "NO DATA PRESENT": FOR X = 1 TO 1000: NEXT X: RETURN

1200 HOME : CALL 6142: HGR : HCOLOR= 3: FOR X = 10 TO 279: HPLLOT X,149: NEXT X: FOR Y = 10 TO 149: HPLLOT 10,Y: NEXT Y:X1 = INT (269 / N)

1210 FOR X = 10 TO 279 STEP X1: FOR Y = 149 TO 8 STEP - 7: HPLLOT X,Y: NEXT Y: HPLLOT X,146 TO X,152: NEXT X

1220 FOR Y = 149 TO 8 STEP - 14: HPLLOT 7,Y TO 13,Y: FOR X = 10 + X1 / 2 TO 279 STEP X1: HPLLOT X,Y: NEXT X: NEXT Y: IF I1 = 2 THEN 1240


```
1230 VTAB (7): PRINT "V": VTAB (8): PRINT "O": VTAB (9): PRINT "L": VTAB (10): PRINT
"U": VTAB (11): PRINT "M": VTAB (12): PRINT "E": VTAB (14): PRINT "%": GOT
1240 VTAB (5): PRINT "P": VTAB (6): PRINT "O": VTAB (7): PRINT "P": VTAB (8): PRINT
"U": VTAB (9): PRINT "L": VTAB (10): PRINT "A": VTAB (11): PRINT "T": VTAB
1250 PRINT "O": VTAB (14): PRINT "N": VTAB (16): PRINT "%"
1260 PS = LL:X = 10:X2 = 4: VTAB (20): HTAB (2): PRINT FN C(LL);: FOR I = 1 TO N - 2:X
= X + X1: GOSUB 580: IF I < > X2 THEN 1280
1270 J = X / 7: HTAB (J): PRINT FN C(SZ);:X2 = X2 + 4
1280 NEXT I
1290 VTAB (21): HTAB (15): PRINT "SIZE IN UM"
1300 IF Z = 3 OR Z = 4 THEN 1380
1310 XP = 10:YP = 149:X = 10: FOR I = 1 TO N: GOSUB 600:X = X + X1:Y = 149 - (DM *
139 / 100)
1320 IF Y < 10 THEN Y = 10
1330 IF Y > 149 THEN Y = 149
1340 IF X < 10 THEN X = 10
1350 IF X > 279 THEN X = 279
1360 HPLOT XP,YP TO XP,Y: HPLOT XP,Y TO X,Y:XP = X:YP = Y: NEXT I: HPLOT TO
X,149: IF Z = 5 OR Z = 6 THEN 1380
1370 GOTO 1440
1380 YP = 10:CM = 100:XP = 10:X = 10: FOR I = 1 TO N:X = X + X1: GOSUB 600: GOSUB
610:Y = 149 - (CM * 139 / 100)
1390 IF Y < 10 THEN Y = 10
1400 IF Y > 149 THEN Y = 149
1410 IF X < 10 THEN X = 10
1420 IF X > 279 THEN X = 279
1430 HPLOT XP,YP TO X,Y:XP = X:YP = Y: NEXT I
1440 PRINT : PRINT D$;"PR#1"
1450 PRINT D$;"PR#0": PRINT D$;"IN#0": GOSUB 570
1490 PRINT : PRINT D$;"PR#1"
1491 QC = QC + 1: IF QC > 2 THEN QC = 1: PRINT CHR$ (12)
1492 ON Z GOSUB 3000,3010,3020,3030,3040,3050
```

```
1494 PRINT "=====
1500 PRINT CHR$(9);"G"
1510 CALL 62454: TEXT : HOME
1520 PRINT : PRINT D$;"PR#1"
1530 PRINT : PRINT D$;"PR#0": RETURN
1532 REM
1534 REM *****
1536 REM LISTING ROUTINE
1537 REM *****
1538 REM
1540 FLASH : VTAB 10: HTAB 10: PRINT "STANDBY PLEASE": NORMAL
1550 FOR Z = 1 TO 3
1560 IF Z = 1 THEN I1 = 1
1570 IF Z = 2 OR Z = 3 THEN I1 = 2
1580 IF T(I1) = 0 THEN 21320
1590 X = 0
1600 PRINT
1610 IF Z = 2 GOTO 1710
1620 IF Z = 3 GOTO 1640
1630 GOTO 1650
1640 I1 = 2
1650 PS = LL:L = 5: FOR I = 1 TO N: GOSUB 580: GOSUB 600:SZ = FN B(SZ):DM = FN
C(DM): IF P0 = 1 THEN 1660
1660 L = L + 1:SZ(I) = SZ
1670 IF Z = 3 THEN P1(I) = DM: GOTO 1690
1680 V(I) = DM
1690 NEXT I
1700 GOTO 1730
1710 PS = LL:L = 5: FOR I = 1 TO N: GOSUB 580:SZ = FN B(SZ): IF P0 = 1 THEN 1720
1720 L = L + 1:PPP(I) = D(I,2): NEXT I
1730 NEXT Z
1740 REM
```

```
1750 X = 0
1760 FOR Z = 4 TO 6
1770 IF Z = 4 THEN I1 = 1
1780 IF Z = 5 OR Z = 6 THEN I1 = 2
1790 IF T(I1) = 0 THEN 21320
1800 PRINT
1810 IF Z = 5 THEN CM = T(2): GOTO 1950
1820 CM = 100: IF Z = 6 THEN GOTO 1840
1830 GOTO 1850
1840 PRINT
1850 PS = LL: PRINT
1860 L = 5: FOR I = 1 TO N
1870 GOSUB 580: GOSUB 600: GOSUB 610
1880 SZ = FN B(SZ):CM = FN C(CM):DM = FN C(DM)
1890 IF P0 = 1 THEN 1900
1900 L = L + 1
1910 IF Z = 6 THEN D1(I) = PC: GOTO 1930
1920 C1(I) = PC
1930 NEXT I
1940 GOTO 2080
1950 PRINT
1960 PS = LL
1970 L = 5: FOR I = 1 TO N
1980 GOSUB 580: GOSUB 630
1990 SZ = FN B(SZ):CM = FN C(CM)
2000 IF P0 = 1 THEN 2010
2010 L = L + 1:P2(I) = PC: NEXT I
2020 IF P0 = 0 THEN 2040
2030 PRINT : PRINT D$;"PR#0":P0 = 0:X = 0:
2040 IF PEEK (34) > 0 THEN POKE 34,0
2050 GOTO 2080
2060 GET Z$: IF Z$ = "N" THEN RETURN
```

```

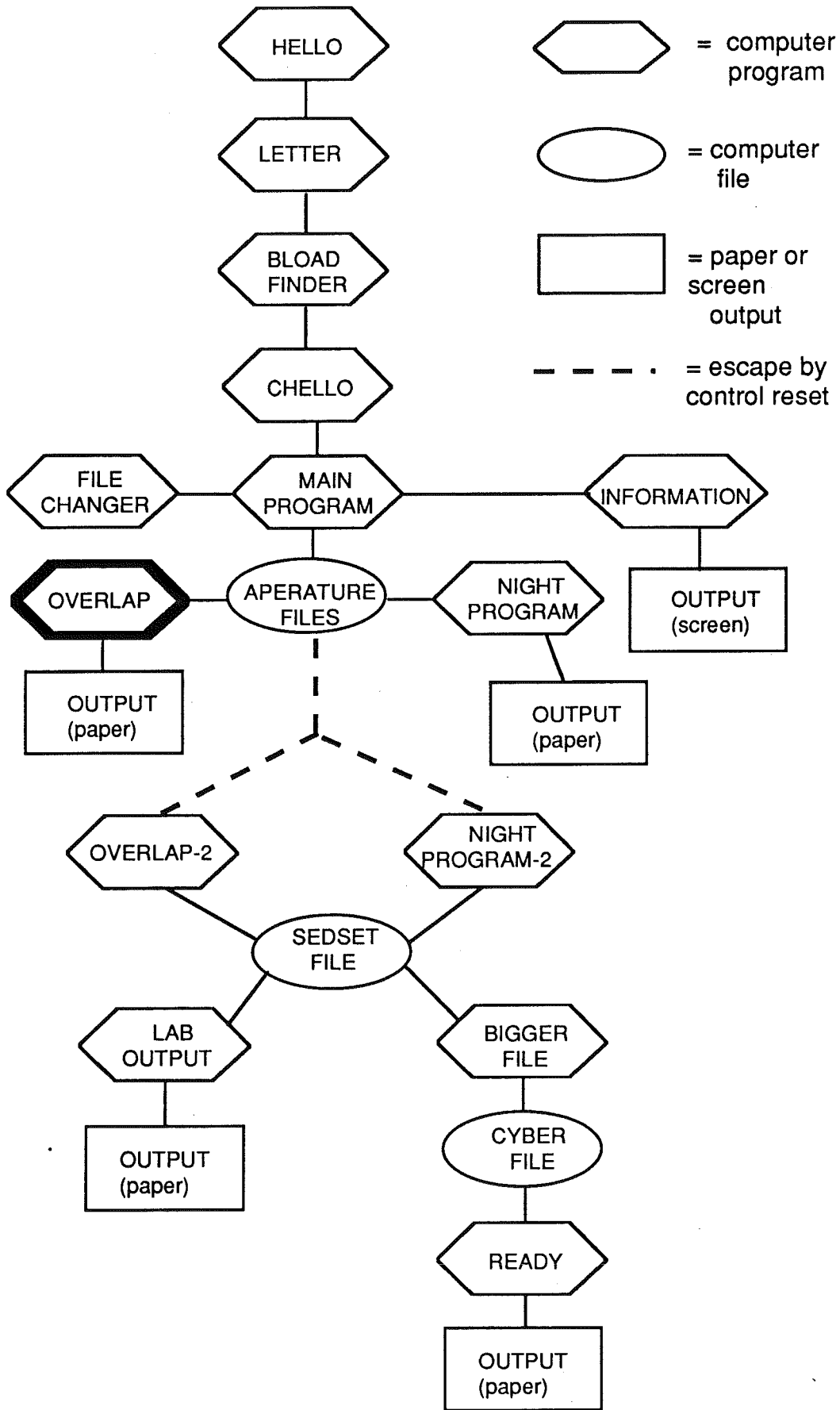
2070 IF Z$ = "Y" THEN 2100
2080 NEXT Z
2090 Z = 7
2100 PRINT : PRINT D$;"PR#1":P0 = 1:X = 20: IF F = 1 THEN GOTO 2190
2120 POKE 36,20: PRINT "SAMPLE: "; PRINT ID$
2130 POKE 36,20: PRINT "APERTURES: "; PRINT AP$
2133 PRINT
2135 POKE 36,20: PRINT "INFORMATION:"
2140 POKE 36,20: PRINT "      ";DI$
2150 POKE 36,20: PRINT "      ";; PRINT EQ$
2160 POKE 36,20: PRINT "      ";; PRINT EL$
2170 POKE 36,20: PRINT "      ";; PRINT O$
2190 PRINT : PRINT
2200 HOME :X = 0
2201 GOTO 2252
2202 PRINT "NOTE:  UNPROCESSED DATA"
2204 PRINT "-----": PRINT
2210 POKE 36,0 + X: PRINT H$: POKE 36,0 + X: PRINT "CH. #";: POKE 36,9 + X: PRINT
"SIZE";: POKE 36,18 + X: PRINT Z1$(1);: POKE 36,28 + X: PRINT Z1$(2)
2220 POKE 36,0 + X: PRINT H$: PRINT :PS = LL:L = 4: FOR I = 1 TO N: GOSUB 580:SZ =
FN B(SZ): IF P0 = 1 THEN 2230
2230 POKE 36,0 + X: PRINT I;: POKE 36,9 + X: PRINT SZ;: POKE 36,20 + X: PRINT
D(I,1);: POKE 36,30 + X: PRINT D(I,2): NEXT I: IF P0 = 0 THEN 2250
2240 PRINT :P0 = 0:X = 0: PRINT
2245 PRINT QQ$
2250 IF PEEK (34) > 0 THEN POKE 34,0
2252 PRINT "NOTE:  PROCESSED DATA"
2254 PRINT "-----": PRINT
2260 PRINT "-----"
2270 PRINT "CHANNEL : SIZE : DIFF : DIFF : DIFF : CUM : CUM : CUM "
2280 PRINT "      :      : VOL% : POP : POP% : VOL% : POP : POP%"
2290 PRINT "-----"

```

```
2300 FOR I = 1 TO N
2310 S1 = 9 - LEN ( STR$ (I));S2 = 11 - LEN ( STR$ (SZ(I)));S3 = 11 - LEN ( STR$
(V(I)));S4 = 12 - LEN ( STR$ (PPP(I)));S5 = 11 - LEN ( STR$ (P1(I)));S6 =
2320 PRINT I; SPC( S1);SZ(I); SPC( S2);V(I); SPC( S3);PPP(I); SPC( S4);P1(I); SPC(
S5);C1(I); SPC( S6);P2(I); SPC( S7 - 4);D1(I)
2325 NEXT I: PRINT : PRINT : PRINT : PRINT D$;"PR#0"
2330 FU$ = "SAMPLE NO. = " + Z$ + " " + DI$ + " " + EQ$
2331 FK$ = EL$ + " " + O$;Z8$ = MID$ (Z$,2)
2332 IF YU$ = "Y" THEN GOTO 2334
2333 GOTO 2350
2334 PRINT D$ = CHR$ (4)
2335 PRINT D$;"OPEN SEDSET "Z8$;"D1"
2336 PRINT D$;"WRITE SEDSET "Z8$
2337 PRINT N
2338 PRINT FU$
2339 PRINT FK$
2340 FOR I = 1 TO N
2341 PRINT SZ(I) / 1000;",";V(I)
2348 NEXT I
2349 PRINT D$;"CLOSE SEDSET "Z8$
2350 PRINT D$;"PR#0": GOTO 2450: REM GOTO STATISTICS
2360 IF Z$ = "Y" THEN PRINT : PRINT D$;"PR#1": GOTO 2110
2370 GOTO 2340
2380 PRINT : PRINT D$;"PR#1":P0 = 1:X = 20: GOTO 2210
2390 GOTO 2400
2400 PRINT
2410 HOME : PRINT H$: PRINT : PRINT TAB( 15)"START UP": PRINT : PRINT H$:
PRINT
2420 PRINT
2430 GOTO 650
2440 GOTO 1540: REM GOTO LI STING
2450 HOME : PRINT H$: PRINT : PRINT TAB( 12)"STATISTICS MENU": PRINT : PRINT
```

```
H$: PRINT
2510 PRINT : PRINT : GOSUB 720
2515 PRINT : PRINT : GOSUB 740
2525 IF YY$ < > "Y" THEN 2655
2530 HOME : PRINT H$: PRINT : PRINT TAB( 13)" GRAPHICS ": PRINT : PRINT H$
2535 PRINT D$;"PR#1": PRINT CHR$( 12): PRINT D$;"PR#0"
2540 FOR Z = 1 TO 6
2545 IF G(Z) = 0 THEN 2650
2620 IF Z > 7 THEN 2610
2630 IF Z = 7 THEN RETURN
2640 GOSUB 1170
2650 NEXT Z
2651 QC = 0
2652 PRINT D$;"PR#1": PRINT CHR$( 12): PRINT D$;"PR#0"
2655 NEXT Q
2660 HOME : VTAB 15: HTAB 10: PRINT "PLEASE STAND BY"
2680 PRINT D$;"RUN CHELLO,D1"
3000 PRINT "DIFFERENTIAL VOLUME HISTOGRAM": RETURN
3010 PRINT "DIFFERENTIAL POPULATION HISTOGRAM": RETURN
3020 PRINT "CUMULATIVE VOLUME CURVE": RETURN
3030 PRINT "CUMULATIVE POPULATION CURVE": RETURN
3040 PRINT "OVERLAY VOLUME GRAPH": RETURN
3050 PRINT "OVERLAY POPULATION GRAPH": RETURN
21320 HOME : VTAB (10): PRINT TAB( 6)Z1$(I1);" DATA IS ALL ZEROS "
21330 VTAB (12): HTAB (6): PRINT "PLEASE CHECK DATA FILES"
```

COULTER COUNTER



This program allows the overlap of up to four aperture tubes. The tubes are chosen by letters as described in the INFORMATION program.

```
0 REM
10 REM   THIS PROGRAM WILL OVERLAP UP TO FOUR TUBES TOGETHER
20 REM   *****
30 REM
40 REM   ALSO LIST DATA, CALCULATE STATISTICS AND PLOT GRAPHS
50 REM   WITHOUT THE USER BEING PRESENT AFTER THE INITIAL START UP.
60 REM
70 REM
100 QQ$ = CHR$(12)
110 HOME
120 KK = 26
150 GOTO 2720
151 PRINT "DO YOU WISH TO CREATE A CYBER FILE"; INPUT YU$: PRINT : PRINT :
PRINT :
152 IF YU$ = "Y" THEN 155
153 GOTO 159
155 PRINT "REMOVE PROGRAM DISK FROM DRIVE 1"
156 PRINT "  REPLACE WITH MERGE DISK"
157 PRINT
158 PRINT
159 PRINT
160 PRINT "DO YOU WANT GRAPHS PLOTTED "; INPUT YY$
170 IF YY$ < > "Y" THEN 480
180 HOME
190 VTAB 4: PRINT "FOR EACH PLOTTED GRAPH TYPE 'Y/N' "
200 PRINT
210 BB = 7
215 IF I1 = 2 THEN 225
```

```
220 VTAB 8: HTAB BB: PRINT "DIFFERENTIAL VOLUME HISTOGRAM"
225 IF I1 = 1 THEN 235
230 VTAB 10: HTAB BB: PRINT "DIFFERENTIAL POPULATION HISTOGRAM"
235 IF I1 = 2 THEN 245
240 VTAB 12: HTAB BB: PRINT "CUMULATIVE VOLUME CURVE"
245 IF I1 = 1 THEN 255
250 VTAB 14: HTAB BB: PRINT "CUMULATIVE POPULATION CURVE"
255 IF I1 = 2 THEN 265
260 VTAB 16: HTAB BB: PRINT "OVERLAY VOLUME GRAPHICS "
265 IF I1 = 1 THEN 275
270 VTAB 18: HTAB BB: PRINT "OVERLAY POPULATION GRAPHICS"
275 IF I1 = 2 THEN 305
280 VTAB 8: HTAB 5: GET Y$: IF ASC (Y$) = 13 THEN Y$ = "N":G(1) = 0
290 IF Y$ = "Y" THEN G(1) = 1
300 PRINT Y$
305 IF I1 = 1 THEN 335
310 VTAB 10: HTAB 5: GET Y$: IF ASC (Y$) = 13 THEN Y$ = "N":G(2) = 0
320 IF Y$ = "Y" THEN G(2) = 2
330 PRINT Y$
335 IF I1 = 2 THEN 365
340 VTAB 12: HTAB 5: GET Y$: IF ASC (Y$) = 13 THEN Y$ = "N":G(3) = 0
350 IF Y$ = "Y" THEN G(3) = 3
360 PRINT Y$
365 IF I1 = 1 THEN 395
370 VTAB 14: HTAB 5: GET Y$: IF ASC (Y$) = 13 THEN Y$ = "N":G(4) = 0
380 IF Y$ = "Y" THEN G(4) = 4
390 PRINT Y$
395 IF I1 = 2 THEN 425
400 VTAB 16: HTAB 5: GET Y$: IF ASC (Y$) = 13 THEN Y$ = "N":G(5) = 0
410 IF Y$ = "Y" THEN G(5) = 5
420 PRINT Y$
425 IF I1 = 1 THEN 460
```

```

430 VTAB 18: HTAB 5: GET Y$: IF ASC (Y$) = 13 THEN Y$ = "N":G(6) = 0
440 IF Y$ = "Y" THEN G(6) = 6
450 PRINT Y$
460 PRINT
470 PRINT "ARE THESE CORRECT 'Y'/'N' ": INPUT Y$: IF Y$ < > "Y" THEN GOTO 275
480 DIM D(60,2),T(2),C(50),Z1$(3),PPP(60),V(60),SZ(60),P1(60),D1(60),C1(60),P2(60)
490 I$ = CHR$(9)
500 D$ = CHR$(4):Q$ = CHR$(17):Z1$(1) = " VOLUME ":Z1$(2) = "POPULATION
":Z1$(3) = "POPULATION %":DN$ = ",D2":P0 = 0
505 DIM Q4(60)
510 C1 = LOG (2) / 6:C2 = LOG (2) / 3:N = 16:I1 = 1:F(G) = 0:M$ = " UM":H$ =
"*****"
520 DEF FN B(X) = INT (X * 100 + .5) / 100: DEF FN C(X) = INT (X * 10 + .5) / 10:
GOTO 2840
525 P$ = " PHI"
530 PRINT : PRINT TAB(10)"< ENTER SELECTION > ";; RETURN
540 PRINT : PRINT TAB(7)"PRESS RETURN TO CONTINUE ";; RETURN
550 PRINT :Z$ = "Y": RETURN
560 SZ = PS:PS = SZ * 2 ^
(1 / 3): RETURN
570 FOR I1 = 1 TO 2:T(I1) = 0: FOR I = 1 TO N:T(I1) = T(I1) + D(I,I1): NEXT I: NEXT I1:I1
= 1: RETURN
580 DM = (D(I,I1) / T(I1)) * 100: RETURN
590 PC = CM:CM = CM - DM: IF CM < 0 THEN CM = 0
600 RETURN
610 PC = CM:CM = CM - D(I,2): RETURN
613 REM
615 REM *****
617 REM RETRIEVING DATA ROUTINE
618 REM *****
619 REM
620 PRINT

```

```
630 VTAB (12): HTAB (8): FLASH : PRINT "< INPUTING DATA >": NORMAL
640 X = FRE (0):X = 0:N = 16
650 Z$ = S$
660 PRINT : PRINT D$;"OPEN "Z$;,DN$
670 PRINT : PRINT D$;"READ "Z$
680 INPUT N: INPUT LL: INPUT Y$: INPUT ID$: INPUT EL$: INPUT DI$: INPUT EQ$:
INPUT AP$: INPUT O$
690 FOR I1 = 1 TO 2: FOR I = 1 TO N: INPUT D(I,I1):D(1,I1) = 0:D(2,I1) = 0:D(3,I1) = 0:
NEXT I: NEXT I1
700 PRINT : PRINT D$;"CLOSE ";Z$:I1 = 1: GOSUB 570: RETURN
701 REM
702 REM *****
705 REM   CALCULATING STATISTICS ROUTINE
708 REM *****
709 REM
710 I1 = 1: IF T(1) = 0 THEN 2650
720 GOTO 740
730 I1 = 2: IF T(2) = 0 THEN 2650
740 HOME :XN = 0:XE = 0:XD = 0:SD = 0:SK = 0:KU = 0
745 Q1 = 0:Q2 = 0:Q3 = 0:Q4 = 0:Q5 = 0:Q6 = 0:Q7 = 0:Q8 = 0:Q9 = 0
750 VTAB (12): HTAB (8): FLASH : PRINT "< CALCULATING STATISTICS >": NORMAL
760 PS = LL:PK = 0
770 GOSUB 560
771 FOR I = 1 TO N
781 Q1 = LOG (SZ(I) / 1000)
782 Q3 = - (Q1 / .301) * .434294
784 Q4(I) = Q3 - 0.161
786 Q2 = (Q4(I) * D(I,I1)) + Q2
788 IF D(I,I1) < PK THEN GOTO 790
789 CK = I:PK = D(I,I1)
790 NEXT I
793 Q5 = Q2 / T(I1)
```

```

797 XN = (10 ^
(- Q5 * .301)) * 1000
800 IF CK - 1 > 1 GOTO 820
810 XD = 2 ^
(1 / 6) * LL
820 C(M) = 50:F = 1:CM = 100:PS = LL: GOSUB 1000:F = 0:XE = DN:PS = LL: FOR I = 1 TO
N: GOSUB 560:XI = LOG (SZ) + C1: IF XD = 0 AND CK = I THEN 840
830 GOTO 860
840 XD = EXP ( LOG (SZ) + ((D(CK,I1) - D(CK - 1,I1)) / (2 * D(CK,I1) - D(CK - 1,I1) -
D(CK + 1,I1))) * C2)
860 Q6 = D(I,I1) * (Q4(I) - Q5)^
2 + Q6
861 Q7 = D(I,I1) * (Q4(I) - Q5) ^
3 + Q7
862 Q8 = D(I,I1) * (Q4(I) - Q5)^
4 + Q8
863 NEXT I
864 Q9 = Q6 / T(I1)
865 SD = Q9 ^
.5
866 SK = (Q7 / T(I1)) / Q9 ^
1.5
867 KU = (Q8 / T(I1)) / Q9 ^
2
869 IF XN > XD THEN Z7$ = " POSITIVE"
870 IF XN < XD THEN Z7$ = " NEGATIVE"
880 IF KU - 3 < 0 THEN Z2$ = " PLATYKURTIC"
890 IF KU - 3 > 0 THEN Z2$ = " LEPTOKURTIC"
900 IF KU - 3 = 0 THEN Z2$ = " MESOKURTIC"
910 XN = FN B(XN):XD = FN B(XD):SD = FN B(SD):SK = FN B(SK):XE = FN
B(XE):KU = FN B(KU):Q5 = FN B(Q5): HOME :X = 0
920 PRINT D$;"PR#1"

```

```

930 PRINT : PRINT
940 POKE 36,0 + X: PRINT H$: POKE 36,8 + X: PRINT Z1$(I1);" STATISTICS": POKE 36,0
+ X: PRINT H$: PRINT
950 PRINT "MEAN          ";XN;M$,"          ";Q5;P$
960 POKE 36,0 + X: PRINT "MEDIAN:";: POKE 36,22 + X: PRINT XE;M$: POKE 36,0 + X::
PRINT "MODE:";: POKE 36,22 + X: PRINT XD;M$
970 POKE 36,0 + X: PRINT "STANDARD DEVIATION:";: POKE 36,22 + X: PRINT SD;M$:
POKE 36,0 + X: PRINT "SKEWNESS:";: POKE 36,22 + X: PRINT SK;Z7$: POKE 36,0 + X:
P
980 PRINT D$;"PR#0"
990 RETURN
1000 FOR I = 1 TO N: GOSUB 580: GOSUB 590: GOSUB 560
1010 IF FN B(CM) > = C(M) THEN 1050
1020 DN = SZ * EXP ((PC - C(M)) / (PC - CM) * C2): IF F > 0 THEN RETURN
1030 C(M) = FN B(C(M)):DN = FN B(DN): POKE 36,5 + X: PRINT DN;: POKE 36,22 + X:
PRINT C(M): IF M = Z THEN 1060
1040 M = M + 1: GOTO 1010
1050 NEXT I
1060 IF P0 = 0 THEN 1080
1070 PRINT : PRINT D$;"PR#0":P0 = 0:X = 0: RETURN
1080 GOSUB 550
1090 GET Z$: IF Z$ = "N" THEN RETURN
1100 IF Z$ = "Y" THEN 1120
1110 GOTO 1090
1120 PRINT : PRINT D$;"PR#1":P0 = 1:X = 20: GOTO 12120
1122 REM
1123 REM *****
1125 REM     GRAPHICS ROUTINE
1127 REM *****
1128 REM
1130 IF Z = 1 OR Z = 3 OR Z = 5 THEN I1 = 1
1140 IF Z = 2 OR Z = 4 OR Z = 6 THEN I1 = 2

```

```
1150 IF T(I1) = 0 THEN PRINT : PRINT "NO DATA PRESENT": FOR X = 1 TO 1000: NEXT
X: RETURN
1160 HOME : CALL 6142: HGR : HCOLOR= 3: FOR X = 10 TO 279: HPLOT X,149: NEXT
X: FOR Y = 10 TO 149: HPLOT 10,Y: NEXT Y:X1 = INT (269 / N)
1170 FOR X = 10 TO 279 STEP X1: FOR Y = 149 TO 8 STEP - 7: HPLOT X,Y: NEXT Y:
HPLOT X,146 TO X,152: NEXT X
1180 FOR Y = 149 TO 8 STEP - 14: HPLOT 7,Y TO 13,Y: FOR X = 10 + X1 / 2 TO 279 STEP
X1: HPLOT X,Y: NEXT X: NEXT Y: IF I1 = 2 THEN 1200
1190 VTAB (7): PRINT "V": VTAB (8): PRINT "O": VTAB (9): PRINT "L": VTAB (10): PRINT
"U": VTAB (11): PRINT "M": VTAB (12): PRINT "E": VTAB (14): PRINT "%": GOT
1200 VTAB (5): PRINT "P": VTAB (6): PRINT "O": VTAB (7): PRINT "P": VTAB (8): PRINT
"U": VTAB (9): PRINT "L": VTAB (10): PRINT "A": VTAB (11): PRINT "T": VTAB
1210 PRINT "O": VTAB (14): PRINT "N": VTAB (16): PRINT "%"
1220 PS = LL:X = 10:X2 = 4: VTAB (20): HTAB (2): PRINT FN C(LL);: FOR I = 1 TO N - 2:X
= X + X1: GOSUB 560: IF I < > X2 THEN 1240
1230 J = X / 7: HTAB (J): PRINT FN C(SZ);:X2 = X2 + 4
1240 NEXT I
1250 VTAB (21): HTAB (15): PRINT "SIZE IN UM"
1260 IF Z = 3 OR Z = 4 THEN 1340
1270 XP = 10:YP = 149:X = 10: FOR I = 1 TO N: GOSUB 580:X = X + X1:Y = 149 - (DM *
139 / 100)
1280 IF Y < 10 THEN Y = 10
1290 IF Y > 149 THEN Y = 149
1300 IF X < 10 THEN X = 10
1310 IF X > 279 THEN X = 279
1320 HPLOT XP,YP TO XP,Y: HPLOT XP,Y TO X,Y:XP = X:YP = Y: NEXT I: HPLOT TO
X,149: IF Z = 5 OR Z = 6 THEN 1340
1330 GOTO 1400
1340 YP = 10:CM = 100:XP = 10:X = 10: FOR I = 1 TO N:X = X + X1: GOSUB 580: GOSUB
590:Y = 149 - (CM * 139 / 100)
1350 IF Y < 10 THEN Y = 10
1360 IF Y > 149 THEN Y = 149
```

```

1370 IF X < 10 THEN X = 10
1380 IF X > 279 THEN X = 279
1390 HPLOT XP,YP TO X,Y:XP = X:YP = Y: NEXT I
1400 PRINT : PRINT D$;"PR#1"
1410 PRINT D$;"PR#0": PRINT D$;"IN#0": GOSUB 550
1420 PRINT : PRINT D$;"PR#1"
1430 QC = QC + 1: IF QC > 2 THEN QC = 1: PRINT CHR$ (12)
1440 ON Z GOSUB 2590,2600,2610,2620,2630,2640
1450 HTAB KK: PRINT "=====
1460 PRINT CHR$ (9);"G"
1470 CALL 62454: TEXT : HOME
1480 PRINT : PRINT D$;"PR#1"
1490 PRINT : PRINT D$;"PR#0": RETURN
1500 FLASH : VTAB 10: HTAB 10: PRINT "STANDBY PLEASE": NORMAL
1502 REM
1503 REM *****
1505 REM     LISTING ROUTINE
1507 REM *****
1508 REM
1510 FOR Z = 1 TO 3
1520 IF Z = 1 THEN I1 = 1
1530 IF Z = 2 OR Z = 3 THEN I1 = 2
1540 IF T(I1) = 0 THEN 2650
1550 X = 0
1560 PRINT
1570 IF Z = 2 GOTO 1670
1580 IF Z = 3 GOTO 1600
1590 GOTO 1610
1600 I1 = 2
1610 PS = LL:L = 5: FOR I = 1 TO N: GOSUB 560: GOSUB 580:SZ = FN B(SZ):DM = FN
C(DM): IF P0 = 1 THEN 1620
1620 L = L + 1:SZ(I) = SZ

```



```
1630 IF Z = 3 THEN P1(I) = DM: GOTO 1650
1640 V(I) = DM
1650 NEXT I
1660 GOTO 1690
1670 PS = LL:L = 5: FOR I = 1 TO N: GOSUB 560:SZ = FN B(SZ): IF P0 = 1 THEN 1680
1680 L = L + 1:PPP(I) = D(I,2): NEXT I
1690 NEXT Z
1700 REM
1710 X = 0
1720 FOR Z = 4 TO 6
1730 IF Z = 4 THEN I1 = 1
1740 IF Z = 5 OR Z = 6 THEN I1 = 2
1750 IF T(I1) = 0 THEN 2650
1760 PRINT
1770 IF Z = 5 THEN CM = T(2): GOTO 1910
1780 CM = 100: IF Z = 6 THEN GOTO 1800
1790 GOTO 1810
1800 PRINT
1810 PS = LL: PRINT
1820 L = 5: FOR I = 1 TO N
1830 GOSUB 560: GOSUB 580: GOSUB 590
1840 SZ = FN B(SZ):CM = FN C(CM):DM = FN C(DM)
1850 IF P0 = 1 THEN 1860
1860 L = L + 1
1870 IF Z = 6 THEN D1(I) = PC: GOTO 1890
1880 C1(I) = PC
1890 NEXT I
1900 GOTO 2040
1910 PRINT
1920 PS = LL
1930 L = 5: FOR I = 1 TO N
1940 GOSUB 560: GOSUB 610
```

```

1950 SZ = FN B(SZ):CM = FN C(CM)
1960 IF P0 = 1 THEN 1970
1970 L = L + 1:P2(I) = PC: NEXT I
1980 IF P0 = 0 THEN 2000
1990 PRINT : PRINT D$;"PR#0":P0 = 0:X = 0: RETURN
2000 IF PEEK (34) > 0 THEN POKE 34,0
2010 GOTO 2040
2020 GET Z$: IF Z$ = "N" THEN RETURN
2030 IF Z$ = "Y" THEN 2060
2040 NEXT Z
2050 Z = 7
2060 PRINT : PRINT D$;"PR#1":P0 = 1:X = 20: IF F = 1 THEN GOTO 2150
2065 PRINT CHR$ (12)
2066 IF Z1$ = "P" THEN Q9 = ABS (P1(I4) - P1(I4 + 1)): IF Q9 > P THEN V5 = 9999
2067 IF Z1$ = "V" THEN Q9 = ABS (V(I4) - V(I4 + 1)): IF Q9 > P THEN V5 = 9999
2069 IF V5 = 9999 THEN GOSUB 3140
2070 POKE 36,20: PRINT "SAMPLE: ";: PRINT ID$
2080 POKE 36,20: PRINT "APERTURES: ";: PRINT AP$
2090 PRINT
2100 POKE 36,20: PRINT "INFORMATION : "
2110 POKE 36,20: PRINT "      ";DI$
2120 POKE 36,20: PRINT "      ";: PRINT EQ$
2130 POKE 36,20: PRINT "      ";: PRINT EL$
2140 POKE 36,20: PRINT "      ";: PRINT O$
2150 PRINT : PRINT
2160 HOME :X = 0
2165 PRINT "NOTE:  UNPROCESSED DATA FROM TA II"
2166 PRINT "====="
2170 POKE 36,0 + X: PRINT H$: POKE 36,0 + X: PRINT "CH. #";: POKE 36,9 + X: PRINT
"SIZE";: POKE 36,18 + X: PRINT Z1$(1);: POKE 36,28 + X: PRINT Z1$(2)
2180 POKE 36,0 + X: PRINT H$: PRINT :PS = LL:L = 4: FOR I = 1 TO N: GOSUB 560:SZ =
FN B(SZ): IF P0 = 1 THEN 2182

```

```

2182 IF Z1$ = "V" THEN D(I,2) = 0
2184 IF Z1$ = "P" THEN D(I,1) = 0
2190 POKE 36,0 + X: PRINT I; POKE 36,9 + X: PRINT SZ; POKE 36,20 + X: PRINT
D(I,1); POKE 36,30 + X: PRINT D(I,2): NEXT I: IF P0 = 0 THEN 2220
2200 PRINT :P0 = 0:X = 0: PRINT
2210 PRINT QQ$
2220 IF PEEK (34) > 0 THEN POKE 34,0
2223 PRINT "NOTE: PROCESSED DATA
2224 PRINT "=====": PRINT
2225 PRINT ID$: PRINT
2230 PRINT "-----"
2240 PRINT "CHANNEL : SIZE : DIFF : DIFF : DIFF : CUM : CUM : CUM "
2250 PRINT " : : VOL% : POP : POP% : VOL% : POP : POP%"
2260 PRINT "-----"
2270 FOR I = 1 TO N
2272 IF Z1$ = "V" THEN PPP(I) = 0:P1(I) = 0:P2(I) = 0:D1(I) = 0
2274 IF Z1$ = "P" THEN V(I) = 0:C1(I) = 0
2280 S1 = 9 - LEN ( STR$ (I)):S2 = 11 - LEN ( STR$ (SZ(I))):S3 = 11 - LEN ( STR$
(V(I))):S4 = 12 - LEN ( STR$ (PPP(I))):S5 = 11 - LEN ( STR$ (P1(I))):S6 =
2290 PRINT I; SPC( S1);SZ(I); SPC( S2);V(I); SPC( S3);PPP(I); SPC( S4);P1(I); SPC(
S5);C1(I); SPC( S6);P2(I); SPC( S7 - 4);D1(I)
2299 NEXT I: PRINT : PRINT : PRINT : PRINT D$;"PR#0"
2300 FK$ = EL$ + " " + O$:Z8$ = MID$ (Z$,2)
2301 FU$ = "SAMPLE NO. = " + Z8$ + " " + DI$ + " " + EQ$
2302 IF YU$ = "Y" THEN GOTO 2304
2303 GOTO 2330
2304 PRINT D$ = CHR$ (4)
2305 PRINT D$;"OPEN SEDSET "Z8$;"D1"
2306 PRINT D$;"WRITE SEDSET "Z8$
2307 PRINT N
2308 PRINT FU$
2309 PRINT FK$

```

```
2310 FOR I = 1 TO N
2311 PRINT SZ(I) / 1000;";";V(I)
2318 NEXT I
2319 PRINT D$;"CLOSE SEDSET "Z8$
2320 PRINT
2325 PRINT D$;"PR#0": GOTO 2420
2330 IF Z$ = "Y" THEN PRINT : PRINT D$;"PR#1": GOTO 2110
2340 GOTO 2320
2350 PRINT : PRINT D$;"PR#1":P0 = 1:X = 20: GOTO 2170
2360 GOTO 2370
2370 PRINT
2380 HOME : PRINT H$: PRINT : PRINT TAB( 15)"START UP": PRINT : PRINT H$:
PRINT
2390 PRINT
2400 GOTO 2840
2410 GOTO 1500
2420 HOME : PRINT H$: PRINT : PRINT TAB( 12)"STATISTICS MENU": PRINT : PRINT
H$: PRINT
2430 PRINT : PRINT : IF Z1$ = "V" THEN GOSUB 710: GOTO 2450
2440 PRINT : PRINT : IF Z1$ = "P" THEN GOSUB 730
2450 IF YY$ < > "Y" THEN 2560
2460 HOME : PRINT H$: PRINT : PRINT TAB( 13)" GRAPHICS ": PRINT : PRINT H$
2470 PRINT D$;"PR#1": PRINT CHR$ (12): PRINT D$;"PR#0"
2480 FOR Z = 1 TO 6
2490 IF G(Z) = 0 THEN 2530
2500 IF Z > 7 THEN 2610
2510 IF Z = 7 THEN RETURN
2520 GOSUB 1130
2530 NEXT Z
2540 QC = 0
2550 PRINT D$;"PR#1": PRINT CHR$ (12): PRINT D$;"PR#0"
2555 Q9 = 0:V5 = 0
```

```
2560 NEXT Z3
2570 HOME : VTAB 15: HTAB 10: PRINT "PLEASE STAND BY"
2580 PRINT D$;"RUN CHELLO,D1"
2590 HTAB KK: PRINT "DIFFERENTIAL VOLUME HISTOGRAM": RETURN
2600 HTAB KK: PRINT "DIFFERENTIAL POPULATION HISTOGRAM": RETURN
2610 HTAB KK: PRINT "CUMULATIVE VOLUME CURVE": RETURN
2620 HTAB KK: PRINT "CUMULATIVE POPULATION CURVE": RETURN
2630 HTAB KK: PRINT "OVERLAY VOLUME GRAPH": RETURN
2640 HTAB KK: PRINT "OVERLAY POPULATION GRAPH": RETURN
2650 HOME : VTAB (10): PRINT TAB( 6)Z1$(I1);" DATA IS ALL ZEROS "
2660 VTAB (12): HTAB (6): PRINT "PLEASE CHECK DATA FILES"
2670 REM
2680 REM *****
2690 REM     OVERLAP ROUTINE
2700 REM *****
2710 REM
2720 INPUT "HOW MANY TUBES DO YOU WANT TO OVERLAP ";Z6
2730 IF Z6 > 4 THEN PRINT "MAX OF 4 TUBES PLEASE ": GOTO 2720
2740 FOR Z1 = 1 TO Z6
2750 PRINT "INPUT TUBE # ";Z1;" LETTER ";; INPUT L$(Z1)
2760 IF Z1 = 1 THEN GOTO 2780
2770 IF ASC (L$(Z1)) < ASC (L$(Z1 - 1)) THEN PRINT "TUBES MUST BE IN
INCREASING ORDER ": GOTO 2740
2780 NEXT Z1
2790 PRINT "INPUT START FILE # AND FINISH FILE # ";; INPUT Z4,Z2
2800 F = 5:P = 10: REM     P=LIMIT PERCENT
2810 HOME : PRINT "VOLUME OR POPULATION (V/P) ";; GET Z1$
2812 PRINT
2814 IF Z1$ = "V" THEN I1 = 1
2816 IF Z1$ = "P" THEN I1 = 2
2820 IF Z1$ = "V" OR Z1$ = "P" THEN GOTO 151
2830 GOTO 2800
```

```

2840 FOR Z3 = Z4 TO Z2
2850 HOME : PRINT "SAMPLE OF SMALLEST GROUP IS ";S$ = L$(1) + STR$(Z3):
PRINT S$
2860 GOSUB 620
2870 IF Z1$ = "V" THEN I1 = 1
2880 IF Z1$ = "P" THEN I1 = 2
2890 IF T(I1) = 0 THEN 2650
2900 SL = LL:OC = 0: FOR I = 1 TO N:C(I) = D(I,I1): NEXT I
2910 FOR Z1 = 2 TO Z6
2920 PRINT "SAMPLE OF NEXT LARGEST TUBE IS ";S$ = L$(Z1) + STR$(Z3): PRINT
S$
2930 IF S$ = "0" THEN 3340
2940 GOSUB 620
2950 IF Z1$ = "V" THEN I1 = 1
2960 IF Z1$ = "P" THEN I1 = 2
2970 IF T(I1) = 0 THEN 2650
2980 PS = SL: IF OC > 0 THEN N = OC
2990 FOR I = 1 TO N: GOSUB 560: IF FN B(SZ) = FN B(LL) THEN 3020
3000 NEXT I
3010 PRINT "OVERLAP ERROR": GOTO 21400
3020 I4 = I
3025 F = 5
3030 OF = 0:PF = 0:AF = 0:J = 1:X = 0: FOR I = I4 TO I4 + 10: IF D(J,I1) = 0 THEN 3100
3035 IF C(I) = 0 THEN F = X: GOTO 3090
3040 PF = OF:OF = D(J,I1) / C(I): IF PF = 0 THEN 3100
3050 IF OF < = PF + P / 100 * PF THEN 3080
3060GOTO 3030
3140 Q9 = FN B(Q9): PRINT : PRINT "OVERLAP FACTORS FAIL AT ";Q9;" PERCENT":
PRINT "YOUR LIMIT IS ";P;" PERCENT": PRINT : PRINT
3220 RETURN
3225 REM      <<<<<<<<<<
3230 FOR I = 1 TO 16

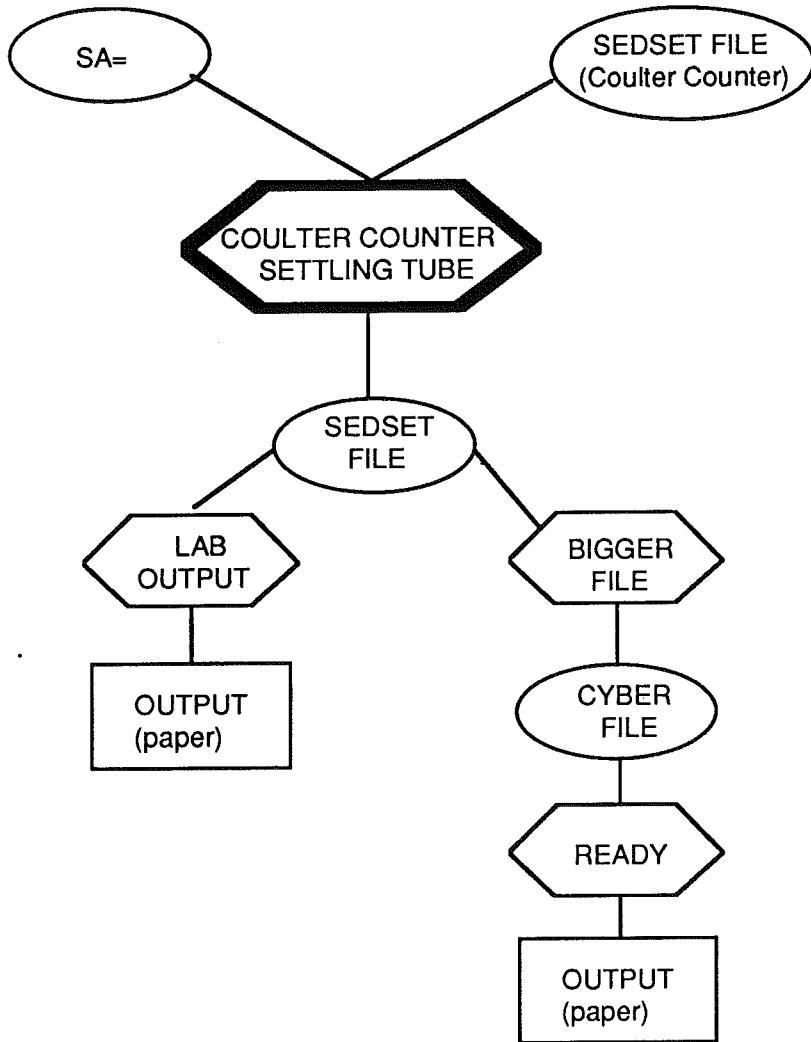
```

```

3234 C(I) = C(I) * AF
3236 NEXT I
3240 J = 1: FOR I = I4 TO Z
3250 IF C(I) = 0 AND D(J,I1) = 0 THEN 3290
3260 XP = ABS (C(I) - D(J,I1)): IF YP = 0 THEN 3280
3270 IF XP > = YP THEN 3290
3280 X = J:Y = I:YP = XP
3290 J = J + 1: NEXT I
3300 N = Y + 16 - X
3310 X = X + 1:Y = Y + 1: FOR J = X TO 16
3320 C(Y) = D(J,I1):Y = Y + 1: NEXT J:OC = N
3330 NEXT Z1
3340 N = OC: FOR I = 1 TO N:D(I,I1) = C(I)
3350 IF I1 = 1 THEN D(I,I1) = INT (D(I,I1) * 100 + .5) / 100
3360 IF I1 = 2 THEN D(I,I1) = INT (D(I,I1))
3370 NEXT I: GOSUB 570:LL = SL: HOME
3380 PRINT
3385 IF Z1$ = "V" THEN DD$ = "VOLUME "
3387 IF Z1$ = "P" THEN DD$ = "POPULATION "
3390 ID$ = DD$ + "OVERLAP FOR SAMPLE # " + STR$ (Z3): PRINT ID$
3400 AP$ = L$(1) + " " + L$(2) + " " + L$(3) + " " + L$(4): PRINT AP$
3410 PRINT "INFORMATION "
3420 PRINT "      ";DI$
3430 PRINT "      ";EQ$
3440 PRINT "      ";EL$
3450 PRINT "      ";OS$
3500 GOTO 2410

```

COULTER COUNTER & SETTLING TUBE



= computer program



= computer file



= paper or screen output

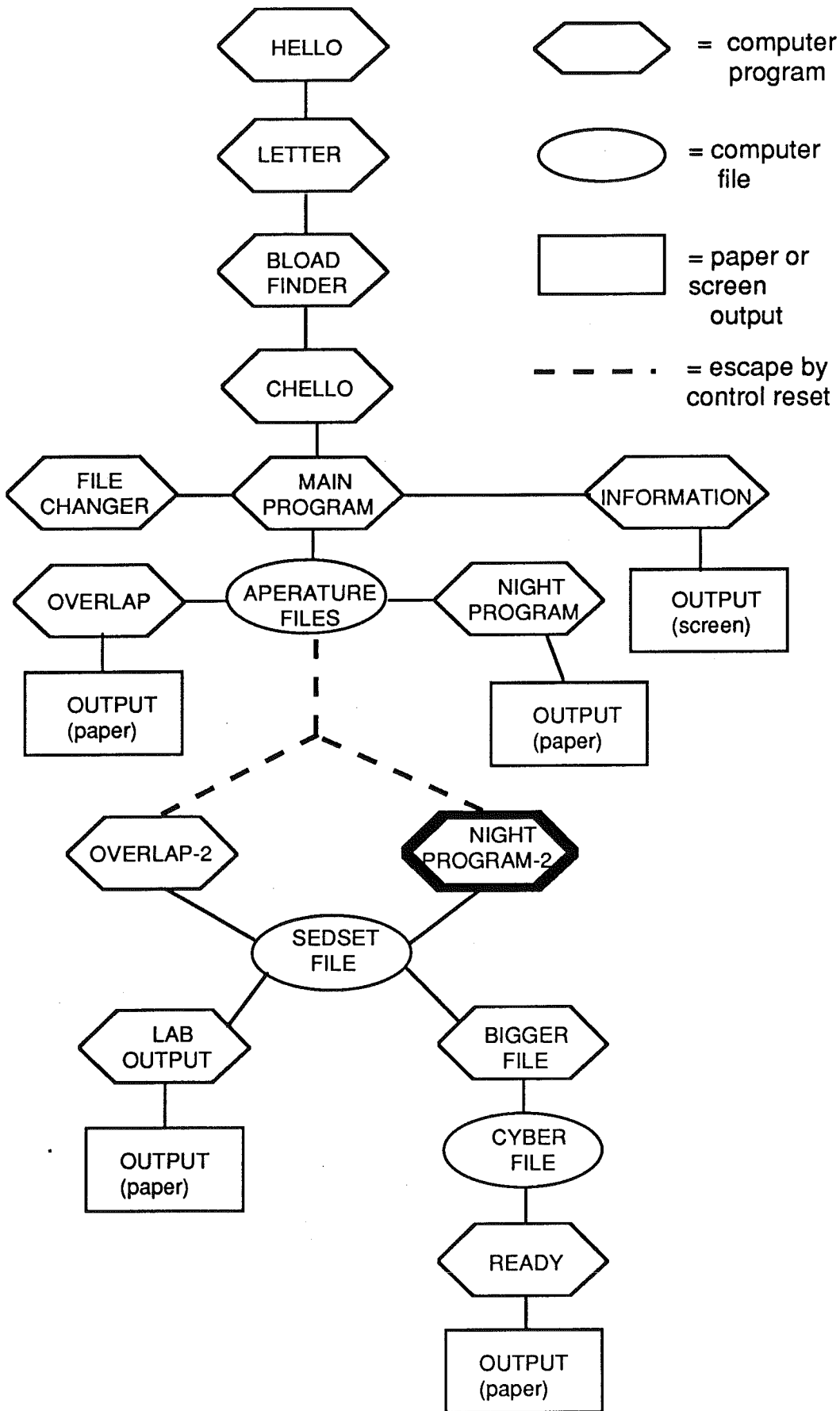
This program is a merge program. It merges settling tube data and merged Coulter Counter files (Sedset). An output file (Sedset) and used with the program READY.

```
0 REM
10 D$ = "*"
15 DIM E1(40),E2(40),V(40),SZ(40)
16 DIM C1(40),C2(40)
20 PRINT "ENTER SETTLING TUBE NUMBER"
30 INPUT "SEDSET ";SA
40 PRINT "ENTER COULTER COUNTER NUMBER"
50 INPUT "SEDSET ";Z8$
60 PRINT D$;"OPEN SEDSET ";SA;"",S6,D2"
70 PRINT D$;"READ SEDSET ";SA
80 INPUT R7
90 INPUT S$: REM FILE HEADER OF SETTLING TUBE
100 INPUT SA$
110 FOR I = 1 TO R7
120 INPUT E1(I),E2(I)
130 E1(I) = INT (E1(I) * 1000 + .5) / 1000
150 NEXT I
160 PRINT D$;"CLOSE SEDSET ";SA
170 PRINT D$;"OPEN SEDSET ";Z8$;"",S5,D1"
180 PRINT D$;"READ SEDSET ";Z8$
190 INPUT N
210 INPUT FU$: REM FILE HEADER OF COULTER COUNTER
220 INPUT FK$
230 FOR I = 1 TO N
240 INPUT SZ(I),V(I)
245 LGD = LOG (SZ(I))
247 SZ(I) = - (LGD / .301) * 0.434294
250 SZ(I) = INT (SZ(I) * 1000 + .5) / 1000
```

```
255 SZ(I) = SZ(I) - 0.133
270 NEXT I
275 PRINT D$;"CLOSE SEDSET ";Z8$
280 C1(1) = SZ(N)
281 C2(1) = V(N)
282 FOR I = 2 TO N
283 C1(I) = SZ(N + 1 - I)
284 C2(I) = V(N + 1 - I)
288 NEXT I
290 TROL = .00001
291 FOR I = 1 TO N: PRINT I,C1(I),C2(I): NEXT I
295 NQ = E2(R7)
300 R8 = R7 - 1
310 FOR I = 1 TO N
320 C1 = C1(I)
330 FOR M = 1 TO R8
340 MAC = ( ABS (E1(M) - C1))
350 IF MAC < TROL THEN GOTO 400
360 NEXT M
370 R8 = R8 + 1
380 E1(R8) = C1
390 E2(R8) = C2(I) * NQ / 100
395 GOTO 410
400 E2(M) = C2(I) * NQ / 100 + E2(M)
410 NEXT I
420 PRINT D$;"OPEN SEDSET ";Z8$;"S6,D1"
430 PRINT D$;"WRITE SEDSET ";Z8$
440 PRINT R8
450 PRINT S$: REM FILE HEADER OF SETTLING TUBE
460 PRINT SA$
470 FOR I = 1 TO R8
474 E1(I) = INT (E1(I) * 100 + .5) / 100
```

```
477 E2(I) = INT (E2(I) * 100 + .5) / 100
480 PRINT E1(I);",";E2(I)
490 NEXT I
500 PRINT D$;"CLOSE SEDSET ";Z8$
```

COULTER COUNTER



This program does the same as NIGHT Program except that it does not provide a hard copy of the data. It is used in cases where the data will be transferred to program READY.

```
0 REM
10 REM   THIS PROGRAM WILL CALCULATE STATISTICS ,LIST DATA AND PLOT
20 REM   GRAPHS WITHOUT THE USER BEING PRESENT AFTER THE INITAL
START.
30 REM
40 REM
90 QQ$ = CHR$(12)
92 REM
93 REM *****
94 REM   GRAPHICS REQUEST ROUTINE
95 REM *****
96 REM
100 HOME
110 PRINT "INPUT FILE LETTER ";; INPUT S$
120 PRINT "INPUT STARTING FILE # AND FINISH FILE #"
125 PRINT "   EX. 2,4 ";; INPUT START,FINISH
150 PRINT
151 PRINT "DO YOU WISH TO CREATE A CYBER FILE";; INPUT YU$: PRINT : PRINT :
PRINT :
152 IF YU$ = "Y" THEN 155
153 GOTO 159
155 PRINT "REMOVE PROGRAM DISK FROM DRIVE 1"
156 PRINT "  REPLACE WITH MERGE DISK"
157 PRINT
158 PRINT
159 PRINT
160 PRINT "DO YOU WANT GRAPHS PLOTTED ";; INPUT YY$
170 IF YY$ < > "Y" THEN 500
180 HOME
```

```
190 VTAB 4: PRINT "FOR EACH PLOTTED GRAPH TYPE 'Y/N' "  
210 PRINT  
215 BB = 7  
220 VTAB 8: HTAB BB: PRINT "DIFFERENTIAL VOLUME HISTOGRAM"  
230 VTAB 10: HTAB BB: PRINT "DIFFERENTIAL POPULATION HISTOGRAM"  
240 VTAB 12: HTAB BB: PRINT "CUMULATIVE VOLUME CURVE"  
250 VTAB 14: HTAB BB: PRINT "CUMULATIVE POPULATION CURVE"  
260 VTAB 16: HTAB BB: PRINT "OVERLAY VOLUME GRAPHICS "  
270 VTAB 18: HTAB BB: PRINT "OVERLAY POPULATION GRAPHICS"  
280 VTAB 8: HTAB 5: GET Y$: IF ASC (Y$) = 13 THEN Y$ = "N":G(1) = 0  
285 IF Y$ = "Y" THEN G(1) = 1  
288 PRINT Y$  
290 VTAB 10: HTAB 5: GET Y$: IF ASC (Y$) = 13 THEN Y$ = "N":G(2) = 0  
295 IF Y$ = "Y" THEN G(2) = 2  
297 PRINT Y$  
300 VTAB 12: HTAB 5: GET Y$: IF ASC (Y$) = 13 THEN Y$ = "N":G(3) = 0  
310 IF Y$ = "Y" THEN G(3) = 3  
320 PRINT Y$  
325 VTAB 14: HTAB 5: GET Y$: IF ASC (Y$) = 13 THEN Y$ = "N":G(4) = 0  
330 IF Y$ = "Y" THEN G(4) = 4  
340 PRINT Y$  
345 VTAB 16: HTAB 5: GET Y$: IF ASC (Y$) = 13 THEN Y$ = "N":G(5) = 0  
350 IF Y$ = "Y" THEN G(5) = 5  
360 PRINT Y$  
365 VTAB 18: HTAB 5: GET Y$: IF ASC (Y$) = 13 THEN Y$ = "N":G(6) = 0  
370 IF Y$ = "Y" THEN G(6) = 6  
380 PRINT Y$  
390 PRINT  
400 PRINT "ARE THESE CORRECT 'Y'/N' ": INPUT Y$: IF Y$ < > "Y" THEN GOTO 280  
500 DIM D(60,2),T(2),C(50),Z1$(3),PPP(60),V(60),SZ(60),P1(60),D1(60),C1(60),P2(60)  
505 DIM Q4(60)  
510 I$ = CHR$(9)
```

```

520 D$ = _CHR$(4):Q$ = CHR$(17):Z1$(1) = " VOLUME %":Z1$(2) =
"POPULATION":Z1$(3) = "POPULATION %":DN$ = ",D2":P0 = 0
525 P$ = " PHI"
530 C1 = LOG(2)/6:C2 = LOG(2)/3:N = 16:I1 = 1:F(G) = 0:M$ = "UM":H$ =
"*****"
540 DEF FN B(X) = INT(X * 100 + .5) / 100: DEF FN C(X) = INT(X * 10 + .5) / 10:
GOTO 2390
550 PRINT : PRINT TAB(10)"< ENTER SELECTION > ": RETURN
560 PRINT : PRINT TAB(7)"PRESS RETURN TO CONTINUE ": RETURN
570 PRINT : Z$ = "Y": RETURN
580 SZ = PS:PS = SZ * 2
(1 / 3): RETURN
590 FOR I1 = 1 TO 2:T(I1) = 0: FOR I = 1 TO N:T(I1) = T(I1) + D(I,I1): NEXT I: NEXT I1:I1
= 1: RETURN
600 DM = (D(I,I1) / T(I1)) * 100: RETURN
610 PC = CM:CM = CM - DM: IF CM < 0 THEN CM = 0
620 RETURN
630 PC = CM:CM = CM - D(I,2): RETURN
640 REM
642 REM *****
644 REM     RETRIEVING DATA ROUTINE
646 REM *****
648 REM
650 FOR Q = START TO FINISH
655 VTAB(12): HTAB(8): FLASH : PRINT "< INPUTING DATA >": NORMAL
660 X = FRE(0):X = 0:N = 16
665 Z$ = S$ + STR$(Q)
670 PRINT : PRINT D$;"OPEN "Z$;,DN$
680 PRINT : PRINT D$;"READ "Z$
690 INPUT N: INPUT LL: INPUT Y$: INPUT ID$: INPUT EL$: INPUT DI$: INPUT EQ$:
INPUT AP$: INPUT O$
700 FOR I1 = 1 TO 2: FOR I = 1 TO N: INPUT D(I,I1):D(1,I1) = 0:D(2,I1) = 0:D(3,I1) = 0:

```

```

NEXT I: NEXT I1
710 PRINT : PRINT D$;"CLOSE"Z$:I1 = 1: GOSUB 590: GOTO 2440
712 REM
714 REM *****
716 REM     CALCULATING STATISTICS ROUTINE
717 REM *****
718 REM
720 I1 = 1: IF T(1) = 0 THEN 21320
730 GOTO 750
740 I1 = 2: IF T(2) = 0 THEN 21320
750 HOME :XN = 0:XE = 0:XD = 0:SD = 0:SK = 0:KU = 0
755 Q1 = 0:Q2 = 0:Q3 = 0:Q5 = 0:Q6 = 0:Q7 = 0:Q8 = 0:Q9 = 0
760 VTAB (12): HTAB (8): FLASH : PRINT "< CALCULATING STATISTICS >": NORMAL
770 PS = LL:PK = 0
780 FOR I = 1 TO N: GOSUB 580:
781 Q1 = LOG (SZ(I) / 1000)
782 Q3 = - (Q1 / .301) * .434294
784 Q4(I) = Q3 - 0.161
786 Q2 = (Q4(I) * D(I,I1)) + Q2
788 IF D(I,I1) < PK THEN GOTO 800
790 CK = I:PK = D(I,I1)
800 NEXT I
802 Q5 = Q2 / T(I1)
804 XN = (10 ^(- Q5 * .301)) * 1000
810 IF CK - 1 > 1 GOTO 830
820 XD = 2^(1/6) * LL
830 C(M) = 50:F = 1:CM = 100:PS = LL: GOSUB 1040:F = 0:XE = DN:PS = LL: FOR I = 1 TO
N: GOSUB 580:XI = LOG (SZ) + C1: IF XD = 0 AND CK = I THEN 850
840 GOTO 860
850 XD = EXP ( LOG (SZ) + ((D(CK,I1) - D(CK - 1,I1)) / (2 * D(CK,I1) - D(CK - 1,I1) -
D(CK + 1,I1))) * C2)

```



```

860 Q6 = D(I,I1) * (Q4(I) - Q5)^ 2 + Q6
861 Q7 = D(I,I1) * (Q4(I) - Q5)^ 3 + Q7
862 Q8 = D(I,I1) * (Q4(I) - Q5)^ 4 + Q8
863 NEXT I
864 Q9 = Q6 / T(I1)
865 SD = Q9^ .5
866 SK = (Q7 / T(I1)) / Q9 ^1.5
867 KU = (Q8 / T(I1)) / Q9^ 2
870 IF XN > XD THEN Z1$ = " POSITIVE"
880 IF XN < XD THEN Z1$ = " NEGATIVE"
890 IF KU - 3 < 0 THEN Z2$ = " PLATYKURTIC"
900 IF KU - 3 > 0 THEN Z2$ = " LEPTOKURTIC"
910 IF KU - 3 = 0 THEN Z2$ = " MESOKURTIC"
920 XN = FN B(XN):XD = FN B(XD):SD = FN B(SD):SK = FN B(SK):XE = FN
B(XE):KU = FN B(KU):Q5 = FN B(Q5): HOME :X = 0
925 PRINT D$;"PR#0"
926 PRINT : PRINT
930 POKE 36,0 + X: PRINT H$: POKE 36,8 + X: PRINT Z1$(I1);" STATISTICS": POKE 36,0
+ X: PRINT H$: PRINT
940 PRINT "MEAN          ";XN;M$,"          ";Q5;P$
950 POKE 36,0 + X: PRINT "MEDIAN:";: POKE 36,22 + X: PRINT XE;M$: POKE 36,0 + X::
PRINT "MODE:";: POKE 36,22 + X: PRINT XD;M$
960 POKE 36,0 + X: PRINT "STANDARD DEVIATION:";: POKE 36,22 + X: PRINT SD;P$:
POKE 36,0 + X: PRINT "SKEWNESS:";: POKE 36,22 + X: PRINT SK;Z1$: POKE 36,0 + X:
P

```

```

970 PRINT D$;"PR#0"
980 RETURN
1040 FOR I = 1 TO N: GOSUB 600: GOSUB 610: GOSUB 580
1050 IF FN B(CM) > = C(M) THEN 1090
1060 DN = SZ * EXP ((PC - C(M)) / (PC - CM) * C2): IF F > 0 THEN RETURN
1070 C(M) = FN B(C(M)):DN = FN B(DN): POKE 36,5 + X: PRINT DN;: POKE 36,22 + X:
PRINT C(M): IF M = Z THEN 1100
1080 M = M + 1: GOTO 1050
1090 NEXT I
1100 IF P0 = 0 THEN 1120
1110 PRINT : PRINT D$;"PR#0":P0 = 0:X = 0: RETURN
1120 GOSUB 570
1130 GET Z$: IF Z$ = "N" THEN RETURN
1140 IF Z$ = "Y" THEN 1160
1150 GOTO 1130
1160 PRINT : PRINT D$;"PR#0":P0 = 1:X = 20: GOTO 12120
1162 REM
1164 REM *****
1166 REM     GRAPHICS ROUTINE
1167 REM *****
1168 REM
1170 IF Z = 1 OR Z = 3 OR Z = 5 THEN I1 = 1
1180 IF Z = 2 OR Z = 4 OR Z = 6 THEN I1 = 2
1190 IF T(I1) = 0 THEN PRINT : PRINT "NO DATA PRESENT": FOR X = 1 TO 1000: NEXT
X: RETURN
1200 HOME : CALL 6142: HGR : HCOLOR= 3: FOR X = 10 TO 279: HPLOT X,149: NEXT
X: FOR Y = 10 TO 149: HPLOT 10,Y: NEXT Y:X1 = INT (269 / N)
1210 FOR X = 10 TO 279 STEP X1: FOR Y = 149 TO 8 STEP - 7: HPLOT X,Y: NEXT Y:
HPLOT X,146 TO X,152: NEXT X
1220 FOR Y = 149 TO 8 STEP - 14: HPLOT 7,Y TO 13,Y: FOR X = 10 + X1 / 2 TO 279 STEP
X1: HPLOT X,Y: NEXT X: NEXT Y: IF I1 = 2 THEN 1240
1230 VTAB (7): PRINT "V": VTAB (8): PRINT "O": VTAB (9): PRINT "L": VTAB (10): PRINT

```

```

"U": VTAB (11): PRINT "M": VTAB (12): PRINT "E": VTAB (14): PRINT "%": GOT
1240 VTAB (5): PRINT "P": VTAB (6): PRINT "O": VTAB (7): PRINT "P": VTAB (8): PRINT
"U": VTAB (9): PRINT "L": VTAB (10): PRINT "A": VTAB (11): PRINT "T": VTAB
1250 PRINT "O": VTAB (14): PRINT "N": VTAB (16): PRINT "%"
1260 PS = LL:X = 10:X2 = 4: VTAB (20): HTAB (2): PRINT FN C(LL);: FOR I = 1 TO N - 2:X
= X + X1: GOSUB 580: IF I < > X2 THEN 1280
1270 J = X / 7: HTAB (J): PRINT FN C(SZ);:X2 = X2 + 4
1280 NEXT I
1290 VTAB (21): HTAB (15): PRINT "SIZE IN UM"
1300 IF Z = 3 OR Z = 4 THEN 1380
1310 XP = 10:YP = 149:X = 10: FOR I = 1 TO N: GOSUB 600:X = X + X1:Y = 149 - (DM *
139 / 100)
1320 IF Y < 10 THEN Y = 10
1330 IF Y > 149 THEN Y = 149
1340 IF X < 10 THEN X = 10
1350 IF X > 279 THEN X = 279
1360 HPLOT XP,YP TO XP,Y: HPLOT XP,Y TO X,Y:XP = X:YP = Y: NEXT I: HPLOT TO
X,149: IF Z = 5 OR Z = 6 THEN 1380
1370 GOTO 1440
1380 YP = 10:CM = 100:XP = 10:X = 10: FOR I = 1 TO N:X = X + X1: GOSUB 600: GOSUB
610:Y = 149 - (CM * 139 / 100)
1390 IF Y < 10 THEN Y = 10
1400 IF Y > 149 THEN Y = 149
1410 IF X < 10 THEN X = 10
1420 IF X > 279 THEN X = 279
1430 HPLOT XP,YP TO X,Y:XP = X:YP = Y: NEXT I
1440 PRINT : PRINT D$;"PR#0"
1450 PRINT D$;"PR#0": PRINT D$;"IN#0": GOSUB 570
1490 PRINT : PRINT D$;"PR#0"
1491 QC = QC + 1: IF QC > 2 THEN QC = 1: PRINT CHR$ (12)
1492 ON Z GOSUB 3000,3010,3020,3030,3040,3050
1494 PRINT "=====

```

```
1500 PRINT CHR$(9);"G"
1510 CALL 62454: TEXT : HOME
1520 PRINT : PRINT D$;"PR#0"
1530 PRINT : PRINT D$;"PR#0": RETURN
1532 REM
1534 REM *****
1536 REM     LISTING ROUTINE
1537 REM *****
1538 REM
1540 FLASH : VTAB 10: HTAB 10: PRINT "STANDBY PLEASE": NORMAL
1550 FOR Z = 1 TO 3
1560 IF Z = 1 THEN I1 = 1
1570 IF Z = 2 OR Z = 3 THEN I1 = 2
1580 IF T(I1) = 0 THEN 21320
1590 X = 0
1600 PRINT
1610 IF Z = 2 GOTO 1710
1620 IF Z = 3 GOTO 1640
1630 GOTO 1650
1640 I1 = 2
1650 PS = LL:L = 5: FOR I = 1 TO N: GOSUB 580: GOSUB 600:SZ = FN B(SZ):DM = FN
C(DM): IF P0 = 1 THEN 1660
1660 L = L + 1:SZ(I) = SZ
1670 IF Z = 3 THEN P1(I) = DM: GOTO 1690
1680 V(I) = DM
1690 NEXT I
1700 GOTO 1730
1710 PS = LL:L = 5: FOR I = 1 TO N: GOSUB 580:SZ = FN B(SZ): IF P0 = 1 THEN 1720
1720 L = L + 1:PPP(I) = D(I,2): NEXT I
1730 NEXT Z
1740 REM
1750 X = 0
```

```
1760 FOR Z = 4 TO 6
1770 IF Z = 4 THEN I1 = 1
1780 IF Z = 5 OR Z = 6 THEN I1 = 2
1790 IF T(I1) = 0 THEN 21320
1800 PRINT
1810 IF Z = 5 THEN CM = T(2): GOTO 1950
1820 CM = 100: IF Z = 6 THEN GOTO 1840
1830 GOTO 1850
1840 PRINT
1850 PS = LL: PRINT
1860 L = 5: FOR I = 1 TO N
1870 GOSUB 580: GOSUB 600: GOSUB 610
1880 SZ = FN B(SZ):CM = FN C(CM):DM = FN C(DM)
1890 IF P0 = 1 THEN 1900
1900 L = L + 1
1910 IF Z = 6 THEN D1(I) = PC: GOTO 1930
1920 C1(I) = PC
1930 NEXT I
1940 GOTO 2080
1950 PRINT
1960 PS = LL
1970 L = 5: FOR I = 1 TO N
1980 GOSUB 580: GOSUB 630
1990 SZ = FN B(SZ):CM = FN C(CM)
2000 IF P0 = 1 THEN 2010
2010 L = L + 1:P2(I) = PC: NEXT I
2020 IF P0 = 0 THEN 2040
2030 PRINT : PRINT D$;"PR#0":P0 = 0:X = 0:
2040 IF PEEK (34) > 0 THEN POKE 34,0
2050 GOTO 2080
2060 GET Z$: IF Z$ = "N" THEN RETURN
2070 IF Z$ = "Y" THEN 2100
```

```

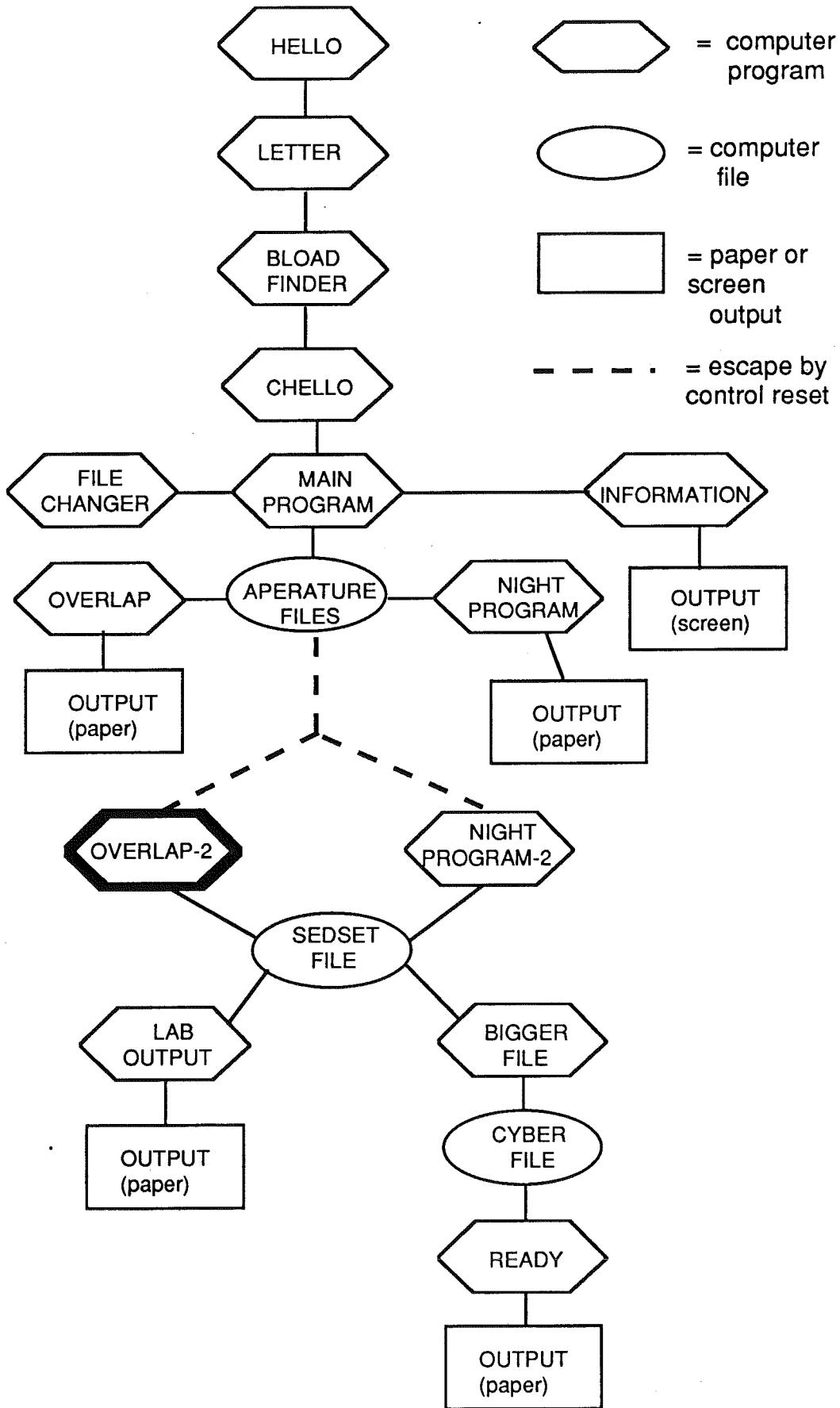
2080 NEXT Z
2090 Z = 7
2100 PRINT : PRINT D$;"PR#0":P0 = 1:X = 20: IF F = 1 THEN GOTO 2190
2120 POKE 36,20: PRINT "SAMPLE: "; PRINT ID$
2130 POKE 36,20: PRINT "APERTURES: "; PRINT AP$
2133 PRINT
2135 POKE 36,20: PRINT "INFORMATION : "
2140 POKE 36,20: PRINT "      ";DI$
2150 POKE 36,20: PRINT "      "; PRINT EQ$
2160 POKE 36,20: PRINT "      "; PRINT EL$
2170 POKE 36,20: PRINT "      "; PRINT O$
2190 PRINT : PRINT
2200 HOME :X = 0
2201 GOTO 2252
2202 PRINT "NOTE:  UNPROCESSED DATA"
2204 PRINT "-----": PRINT
2210 POKE 36,0 + X: PRINT H$: POKE 36,0 + X: PRINT "CH. #";: POKE 36,9 + X: PRINT
"SIZE";: POKE 36,18 + X: PRINT Z1$(1);: POKE 36,28 + X: PRINT Z1$(2)
2220 POKE 36,0 + X: PRINT H$: PRINT :PS = LL:L = 4: FOR I = 1 TO N: GOSUB 580:SZ =
FN B(SZ): IF P0 = 1 THEN 2230
2230 POKE 36,0 + X: PRINT I;: POKE 36,9 + X: PRINT SZ;: POKE 36,20 + X: PRINT
D(I,1);: POKE 36,30 + X: PRINT D(I,2): NEXT I: IF P0 = 0 THEN 2250
2240 PRINT :P0 = 0:X = 0: PRINT
2245 PRINT QQ$
2250 IF PEEK (34) > 0 THEN POKE 34,0
2252 PRINT "NOTE:  PROCESSED DATA"
2254 PRINT "-----": PRINT
2260 PRINT "-----"
2270 PRINT "CHANNEL : SIZE : DIFF : DIFF : DIFF : CUM : CUM : CUM "
2280 PRINT "      : : VOL% : POP : POP% : VOL% : POP : POP%"
2290 PRINT "-----"
2300 FOR I = 1 TO N

```

```
2310 S1 = 9 - LEN ( STR$ (I));S2 = 11 - LEN ( STR$ (SZ(I)));S3 = 11 - LEN ( STR$
(V(I)));S4 = 12 - LEN ( STR$ (PPP(I)));S5 = 11 - LEN ( STR$ (P1(I)));S6 =
2320 PRINT I; SPC( S1);SZ(I); SPC( S2);V(I); SPC( S3);PPP(I); SPC( S4);P1(I); SPC(
S5);C1(I); SPC( S6);P2(I); SPC( S7 - 4);D1(I)
2325 NEXT I: PRINT : PRINT : PRINT : PRINT D$;"PR#0"
2330 FU$ = "SAMPLE NO. = " + Z$ + " " + DI$ + " " + EQ$
2331 FK$ = EL$ + " " + O$:Z8$ = MID$ (Z$,2)
2332 IF YU$ = "Y" THEN GOTO 2334
2333 GOTO 2350
2334 PRINT D$ = CHR$ (4)
2335 PRINT D$;"OPEN SEDSET "Z8$;"D1"
2336 PRINT D$;"WRITE SEDSET "Z8$
2337 PRINT N
2338 PRINT FU$
2339 PRINT FK$
2340 FOR I = 1 TO N
2341 PRINT SZ(I) / 1000;" ";V(I)
2348 NEXT I
2349 PRINT D$;"CLOSE SEDSET "Z8$
2350 PRINT D$;"PR#0": GOTO 2450: REM GOTO STATISTICS
2360 IF Z$ = "Y" THEN PRINT : PRINT D$;"PR#0": GOTO 2110
2370 GOTO 2340
2380 PRINT : PRINT D$;"PR#0":P0 = 1:X = 20: GOTO 2210
2390 GOTO 2400
2400 PRINT
2410 HOME : PRINT H$: PRINT : PRINT TAB( 15)"START UP": PRINT : PRINT H$:
PRINT
2420 PRINT
2430 GOTO 650
2440 GOTO 1540: REM GOTO LI STING
2450 HOME : PRINT H$: PRINT : PRINT TAB( 12)"STATISTICS MENU": PRINT : PRINT
H$: PRINT
```

```
2510 PRINT : PRINT : GOSUB 720
2515 PRINT : PRINT : GOSUB 740
2525 IF YY$ < > "Y" THEN 2655
2530 HOME : PRINT H$: PRINT : PRINT TAB( 13)" GRAPHICS ": PRINT : PRINT H$
2535 PRINT D$;"PR#0": PRINT CHR$( 12); PRINT D$;"PR#0"
2540 FOR Z = 1 TO 6
2545 IF G(Z) = 0 THEN 2650
2620 IF Z > 7 THEN 2610
2630 IF Z = 7 THEN RETURN
2640 GOSUB 1170
2650 NEXT Z
2651 QC = 0
2652 PRINT D$;"PR#0": PRINT CHR$( 12); PRINT D$;"PR#0"
2655 NEXT Q
2660 HOME : VTAB 15: HTAB 10: PRINT "PLEASE STAND BY"
2680 PRINT D$;"RUN CHELLO,D1"
3000 PRINT "DIFFERENTIAL VOLUME HISTOGRAM": RETURN
3010 PRINT "DIFFERENTIAL POPULATION HISTOGRAM": RETURN
3020 PRINT "CUMULATIVE VOLUME CURVE": RETURN
3030 PRINT "CUMULATIVE POPULATION CURVE": RETURN
3040 PRINT "OVERLAY VOLUME GRAPH": RETURN
3050 PRINT "OVERLAY POPULATION GRAPH": RETURN
21320 HOME : VTAB (10): PRINT TAB( 6)Z1$(I1);" DATA IS ALL ZEROS "
21330 VTAB (12): HTAB (6): PRINT "PLEASE CHECK DATA FILES"
```


COULTER COUNTER



This program is the same as the OVERLAP program but it does not provide a hard copy. It is useful in cases where the data is going to be used with program READY.

```
0 REM
10 REM      THIS PROGRAM WILL OVERLAP UP TO FOUR TUBES TOGETHER
20 REM      *****
30 REM
40 REM      ALSO LIST DATA, CALCULATE STATISTICS AND PLOT GRAPHS
50 REM      WITHOUT THE USER BEING PRESENT AFTER THE INITIAL START UP.
60 REM
70 REM
100 QQ$ = CHR$(12)
110 HOME
120 KK = 26
150 GOTO 2720
151 PRINT "DO YOU WISH TO CREATE A CYBER FILE";: INPUT YU$: PRINT : PRINT :
PRINT :
152 IF YU$ = "Y" THEN 155
153 GOTO 159
155 PRINT "REMOVE PROGRAM DISK FROM DRIVE 1"
156 PRINT "  REPLACE WITH MERGE DISK"
157 PRINT
158 PRINT
159 PRINT
160 PRINT "DO YOU WANT GRAPHS PLOTTED ";: INPUT YYS
170 IF YYS < > "Y" THEN 480
180 HOME
190 VTAB 4: PRINT "FOR EACH PLOTTED GRAPH TYPE 'Y/N' "
200 PRINT
210 BB = 7
215 IF I1 = 2 THEN 225
220 VTAB 8: HTAB BB: PRINT "DIFFERENTIAL VOLUME HISTOGRAM"
```

```
225 IF I1 = 1 THEN 235
230 VTAB 10: HTAB BB: PRINT "DIFFERENTIAL POPULATION HISTOGRAM"
235 IF I1 = 2 THEN 245
240 VTAB 12: HTAB BB: PRINT "CUMULATIVE VOLUME CURVE"
245 IF I1 = 1 THEN 255
250 VTAB 14: HTAB BB: PRINT "CUMULATIVE POPULATION CURVE"
255 IF I1 = 2 THEN 265
260 VTAB 16: HTAB BB: PRINT "OVERLAY VOLUME GRAPHICS "
265 IF I1 = 1 THEN 275
270 VTAB 18: HTAB BB: PRINT "OVERLAY POPULATION GRAPHICS"
275 IF I1 = 2 THEN 305
280 VTAB 8: HTAB 5: GET Y$: IF ASC (Y$) = 13 THEN Y$ = "N":G(1) = 0
290 IF Y$ = "Y" THEN G(1) = 1
300 PRINT Y$
305 IF I1 = 1 THEN 335
310 VTAB 10: HTAB 5: GET Y$: IF ASC (Y$) = 13 THEN Y$ = "N":G(2) = 0
320 IF Y$ = "Y" THEN G(2) = 2
330 PRINT Y$
335 IF I1 = 2 THEN 365
340 VTAB 12: HTAB 5: GET Y$: IF ASC (Y$) = 13 THEN Y$ = "N":G(3) = 0
350 IF Y$ = "Y" THEN G(3) = 3
360 PRINT Y$
365 IF I1 = 1 THEN 395
370 VTAB 14: HTAB 5: GET Y$: IF ASC (Y$) = 13 THEN Y$ = "N":G(4) = 0
380 IF Y$ = "Y" THEN G(4) = 4
390 PRINT Y$
395 IF I1 = 2 THEN 425
400 VTAB 16: HTAB 5: GET Y$: IF ASC (Y$) = 13 THEN Y$ = "N":G(5) = 0
410 IF Y$ = "Y" THEN G(5) = 5
420 PRINT Y$
425 IF I1 = 1 THEN 460
430 VTAB 18: HTAB 5: GET Y$: IF ASC (Y$) = 13 THEN Y$ = "N":G(6) = 0
```

```

440 IF Y$ = "Y" THEN G(6) = 6
450 PRINT Y$
460 PRINT
470 PRINT "ARE THESE CORRECT 'Y'/'N' ": INPUT Y$: IF Y$ < > "Y" THEN GOTO 275
480 DIM D(60,2),T(2),C(50),Z1$(3),PPP(60),V(60),SZ(60),P1(60),D1(60),C1(60),P2(60)
490 I$ = CHR$(9)
500 D$ = CHR$(4):Q$ = CHR$(17):Z1$(1) = " VOLUME ":Z1$(2) = "POPULATION
":Z1$(3) = "POPULATION %":DN$ = ",D2":P0 = 0
505 DIM Q4(60)
510 C1 = LOG(2) / 6:C2 = LOG(2) / 3:N = 16:I1 = 1:F(G) = 0:M$ = " UM":H$ =
"*****"
520 DEF FN B(X) = INT(X * 100 + .5) / 100:DEF FN C(X) = INT(X * 10 + .5) / 10:
GOTO 2840
525 P$ = " PHI"
530 PRINT : PRINT TAB(10)"< ENTER SELECTION > ";; RETURN
540 PRINT : PRINT TAB(7)"PRESS RETURN TO CONTINUE ";; RETURN
550 PRINT :Z$ = "Y": RETURN
560 SZ = PS:PS = SZ * 2^(1 / 3): RETURN
570 FOR I1 = 1 TO 2:T(I1) = 0: FOR I = 1 TO N:T(I1) = T(I1) + D(I,I1): NEXT I: NEXT I1:I1
= 1: RETURN
580 DM = (D(I,I1) / T(I1)) * 100: RETURN
590 PC = CM:CM = CM - DM: IF CM < 0 THEN CM = 0
600 RETURN
610 PC = CM:CM = CM - D(I,2): RETURN
613 REM
615 REM *****
617 REM RETRIEVING DATA ROUTINE
618 REM *****
619 REM
620 PRINT
630 VTAB(12): HTAB(8): FLASH : PRINT "< INPUTING DATA >": NORMAL

```

```
640 X = FRE (0):X = 0:N = 16
650 Z$ = S$
660 PRINT : PRINT D$;"OPEN "Z$;DN$
670 PRINT : PRINT D$;"READ "Z$
680 INPUT N: INPUT LL: INPUT Y$: INPUT ID$: INPUT EL$: INPUT DI$: INPUT EQ$:
INPUT AP$: INPUT OS$
690 FOR I1 = 1 TO 2: FOR I = 1 TO N: INPUT D(I,I1):D(1,I1) = 0:D(2,I1) = 0:D(3,I1) = 0:
NEXT I: NEXT I1
700 PRINT : PRINT D$;"CLOSE ";Z$:I1 = 1: GOSUB 570: RETURN
701 REM
702 REM *****
705 REM CALCULATING STATISTICS ROUTINE
708 REM *****
709 REM
710 I1 = 1: IF T(1) = 0 THEN 2650
720 GOTO 740
730 I1 = 2: IF T(2) = 0 THEN 2650
740 HOME :XN = 0:XE = 0:XD = 0:SD = 0:SK = 0:KU = 0
745 Q1 = 0:Q2 = 0:Q3 = 0:Q4 = 0:Q5 = 0:Q6 = 0:Q7 = 0:Q8 = 0:Q9 = 0
750 VTAB (12): HTAB (8): FLASH : PRINT "< CALCULATING STATISTICS >"; NORMAL
760 PS = LL:PK = 0
770 GOSUB 560
771 FOR I = 1 TO N
781 Q1 = LOG (SZ(I) / 1000)
782 Q3 = - (Q1 / .301) * .434294
784 Q4(I) = Q3 - 0.161
786 Q2 = (Q4(I) * D(I,I1)) + Q2
788 IF D(I,I1) < PK THEN GOTO 790
789 CK = I:PK = D(I,I1)
790 NEXT I
793 Q5 = Q2 / T(I1)
797 XN = (10 ^ (- Q5 * .301)) * 1000
```

```
800 IF CK - 1 > 1 GOTO 820
810 XD = 2^(1 / 6) * LL
820 C(M) = 50:F = 1:CM = 100:PS = LL: GOSUB 1000:F = 0:XE = DN:PS = LL: FOR I= 1 TO
N: GOSUB 560:XI = LOG (SZ) + C1: IF XD = 0 AND CK = I THEN 840
830 GOTO 860
840 XD = EXP ( LOG (SZ) + ((D(CK,I1) - D(CK - 1,I1)) / (2 * D(CK,I1) - D(CK - 1,I1) -
D(CK + 1,I1))) * C2)
860 Q6 = D(I,I1) * (Q4(I) - Q5)^2 + Q6
861 Q7 = D(I,I1) * (Q4(I) - Q5)^3 + Q7
862 Q8 = D(I,I1) * (Q4(I) - Q5)^4 + Q8
863 NEXT I
864 Q9 = Q6 / T(I1)
865 SD = Q9 ^1.5
866 SK = (Q7 / T(I1)) / Q9 ^1.5
867 KU = (Q8 / T(I1)) / Q9 ^2
869 IF XN > XD THEN Z7$ = " POSITIVE"
870 IF XN < XD THEN Z7$ = " NEGATIVE"
880 IF KU - 3 < 0 THEN Z2$ = " PLATYKURTIC"
890 IF KU - 3 > 0 THEN Z2$ = " LEPTOKURTIC"
900 IF KU - 3 = 0 THEN Z2$ = " MESOKURTIC"
910 XN = FN B(XN):XD = FN B(XD):SD = FN B(SD):SK = FN B(SK):XE = FN
B(XE):KU = FN B(KU):Q5 = FN B(Q5): HOME :X = 0
920 PRINT D$;"PR#1"
930 PRINT : PRINT
```

```

940 POKE 36,0 + X: PRINT H$: POKE 36,8 + X: PRINT Z1$(I1);" STATISTICS": POKE 36,0
+ X: PRINT H$: PRINT
950 PRINT "MEAN          ";XN;M$,"          ";Q5;P$
960 POKE 36,0 + X: PRINT "MEDIAN:";: POKE 36,22 + X: PRINT XE;M$: POKE 36,0 + X::
PRINT "MODE:";: POKE 36,22 + X: PRINT XD;M$
970 POKE 36,0 + X: PRINT "STANDARD DEVIATION:";: POKE 36,22 + X: PRINT SD;M$:
POKE 36,0 + X: PRINT "SKEWNESS:";: POKE 36,22 + X: PRINT SK;Z7$: POKE 36,0 + X:
P
980 PRINT D$;"PR#0"
990 RETURN
1000 FOR I = 1 TO N: GOSUB 580: GOSUB 590: GOSUB 560
1010 IF FN B(CM) > = C(M) THEN 1050
1020 DN = SZ * EXP ((PC - C(M)) / (PC - CM) * C2): IF F > 0 THEN RETURN
1030 C(M) = FN B(C(M)):DN = FN B(DN): POKE 36,5 + X: PRINT DN;: POKE 36,22 + X:
PRINT C(M): IF M = Z THEN 1060
1040 M = M + 1: GOTO 1010
1050 NEXT I
1060 IF P0 = 0 THEN 1080
1070 PRINT : PRINT D$;"PR#0":P0 = 0:X = 0: RETURN
1080 GOSUB 550
1090 GET Z$: IF Z$ = "N" THEN RETURN
1100 IF Z$ = "Y" THEN 1120
1110 GOTO 1090
1120 PRINT : PRINT D$;"PR#1":P0 = 1:X = 20: GOTO 12120
1122 REM
1123 REM *****
1125 REM     GRAPHICS ROUTINE
1127 REM *****
1128 REM
1130 IF Z = 1 OR Z = 3 OR Z = 5 THEN I1 = 1
1140 IF Z = 2 OR Z = 4 OR Z = 6 THEN I1 = 2
1150 IF T(I1) = 0 THEN PRINT : PRINT "NO DATA PRESENT": FOR X = 1 TO 1000: NEXT

```



```
X: RETURN
1160 HOME : CALL 6142: HGR : HCOLOR= 3: FOR X = 10 TO 279: HPLOT X,149: NEXT
X: FOR Y = 10 TO 149: HPLOT 10,Y: NEXT Y:X1 = INT (269 / N)
1170 FOR X = 10 TO 279 STEP X1: FOR Y = 149 TO 8 STEP - 7: HPLOT X,Y: NEXT Y:
HPLOT X,146 TO X,152: NEXT X
1180 FOR Y = 149 TO 8 STEP - 14: HPLOT 7,Y TO 13,Y: FOR X = 10 + X1 / 2 TO 279 STEP
X1: HPLOT X,Y: NEXT X: NEXT Y: IF I1 = 2 THEN 1200
1190 VTAB (7): PRINT "V": VTAB (8): PRINT "O": VTAB (9): PRINT "L": VTAB (10): PRINT
"U": VTAB (11): PRINT "M": VTAB (12): PRINT "E": VTAB (14): PRINT "%": GOT
1200 VTAB (5): PRINT "P": VTAB (6): PRINT "O": VTAB (7): PRINT "P": VTAB (8): PRINT
"U": VTAB (9): PRINT "L": VTAB (10): PRINT "A": VTAB (11): PRINT "T": VTAB
1210 PRINT "O": VTAB (14): PRINT "N": VTAB (16): PRINT "%"
1220 PS = LL:X = 10:X2 = 4: VTAB (20): HTAB (2): PRINT FN C(LL);: FOR I = 1 TO N - 2:X
= X + X1: GOSUB 560: IF I < > X2 THEN 1240
1230 J = X / 7: HTAB (J): PRINT FN C(SZ);:X2 = X2 + 4
1240 NEXT I
1250 VTAB (21): HTAB (15): PRINT "SIZE IN UM"
1260 IF Z = 3 OR Z = 4 THEN 1340
1270 XP = 10:YP = 149:X = 10: FOR I = 1 TO N: GOSUB 580:X = X + X1:Y = 149 - (DM *
139 / 100)
1280 IF Y < 10 THEN Y = 10
1290 IF Y > 149 THEN Y = 149
1300 IF X < 10 THEN X = 10
1310 IF X > 279 THEN X = 279
1320 HPLOT XP,YP TO XP,Y: HPLOT XP,Y TO X,Y:XP = X:YP = Y: NEXT I: HPLOT TO
X,149: IF Z = 5 OR Z = 6 THEN 1340
1330 GOTO 1400
1340 YP = 10:CM = 100:XP = 10:X = 10: FOR I = 1 TO N:X = X + X1: GOSUB 580: GOSUB
590:Y = 149 - (CM * 139 / 100)
1350 IF Y < 10 THEN Y = 10
1360 IF Y > 149 THEN Y = 149
1370 IF X < 10 THEN X = 10
```

```

1380 IF X > 279 THEN X = 279
1390 HPLOT XP,YP TO X,Y:XP = X:YP = Y: NEXT I
1400 PRINT : PRINT D$;"PR#1"
1410 PRINT D$;"PR#0": PRINT D$;"IN#0": GOSUB 550
1420 PRINT : PRINT D$;"PR#1"
1430 QC = QC + 1: IF QC > 2 THEN QC = 1: PRINT CHR$ (12)
1440 ON Z GOSUB 2590,2600,2610,2620,2630,2640
1450 HTAB KK: PRINT "=====
1460 PRINT CHR$ (9);"G"
1470 CALL 62454: TEXT : HOME
1480 PRINT : PRINT D$;"PR#1"
1490 PRINT : PRINT D$;"PR#0": RETURN
1500 FLASH : VTAB 10: HTAB 10: PRINT "STANDBY PLEASE": NORMAL
1502 REM
1503 REM *****
1505 REM     LISTING ROUTINE
1507 REM *****
1508 REM
1510 FOR Z = 1 TO 3
1520 IF Z = 1 THEN I1 = 1
1530 IF Z = 2 OR Z = 3 THEN I1 = 2
1540 IF T(I1) = 0 THEN 2650
1550 X = 0
1560 PRINT
1570 IF Z = 2 GOTO 1670
1580 IF Z = 3 GOTO 1600
1590 GOTO 1610
1600 I1 = 2
1610 PS = LL:L = 5: FOR I = 1 TO N: GOSUB 560: GOSUB 580:SZ = FN B(SZ):DM = FN
C(DM): IF P0 = 1 THEN 1620
1620 L = L + 1:SZ(I) = SZ
1630 IF Z = 3 THEN P1(I) = DM: GOTO 1650

```

```
1640 V(I) = DM
1650 NEXT I
1660 GOTO 1690
1670 PS = LL:L = 5: FOR I = 1 TO N: GOSUB 560:SZ = FN B(SZ): IF P0 = 1 THEN 1680
1680 L = L + 1:PPP(I) = D(I,2): NEXT I
1690 NEXT Z
1700 REM
1710 X = 0
1720 FOR Z = 4 TO 6
1730 IF Z = 4 THEN I1 = 1
1740 IF Z = 5 OR Z = 6 THEN I1 = 2
1750 IF T(I1) = 0 THEN 2650
1760 PRINT
1770 IF Z = 5 THEN CM = T(2): GOTO 1910
1780 CM = 100: IF Z = 6 THEN GOTO 1800
1790 GOTO 1810
1800 PRINT
1810 PS = LL: PRINT
1820 L = 5: FOR I = 1 TO N
1830 GOSUB 560: GOSUB 580: GOSUB 590
1840 SZ = FN B(SZ):CM = FN C(CM):DM = FN C(DM)
1850 IF P0 = 1 THEN 1860
1860 L = L + 1
1870 IF Z = 6 THEN D1(I) = PC: GOTO 1890
1880 C1(I) = PC
1890 NEXT I
1900 GOTO 2040
1910 PRINT
1920 PS = LL
1930 L = 5: FOR I = 1 TO N
1940 GOSUB 560: GOSUB 610
1950 SZ = FN B(SZ):CM = FN C(CM)
```

```
1960 IF P0 = 1 THEN 1970
1970 L = L + 1:P2(I) = PC: NEXT I
1980 IF P0 = 0 THEN 2000
1990 PRINT : PRINT D$;"PR#0":P0 = 0:X = 0: RETURN
2000 IF PEEK (34) > 0 THEN POKE 34,0
2010 GOTO 2040
2020 GET Z$: IF Z$ = "N" THEN RETURN
2030 IF Z$ = "Y" THEN 2060
2040 NEXT Z
2050 Z = 7
2060 PRINT : PRINT D$;"PR#1":P0 = 1:X = 20: IF F = 1 THEN GOTO 2150
2065 PRINT CHR$(12)
2066 IF Z1$ = "P" THEN Q9 = ABS (P1(I4) - P1(I4 + 1)): IF Q9 > P THEN V5 = 9999
2067 IF Z1$ = "V" THEN Q9 = ABS (V(I4) - V(I4 + 1)): IF Q9 > P THEN V5 = 9999
2069 IF V5 = 9999 THEN GOSUB 3140
2070 POKE 36,20: PRINT "SAMPLE: "; PRINT ID$
2080 POKE 36,20: PRINT "APERTURES: "; PRINT AP$
2090 PRINT
2100 POKE 36,20: PRINT "INFORMATION : "
2110 POKE 36,20: PRINT "      ";DI$
2120 POKE 36,20: PRINT "      ";; PRINT EQ$
2130 POKE 36,20: PRINT "      ";; PRINT EL$
2140 POKE 36,20: PRINT "      ";; PRINT O$
2150 PRINT : PRINT
2160 HOME :X = 0
2165 PRINT "NOTE:  UNPROCESSED DATA FROM TA II"
2166 PRINT "====="
2170 POKE 36,0 + X: PRINT H$: POKE 36,0 + X: PRINT "CH. #";: POKE 36,9 + X: PRINT
"SIZE";: POKE 36,18 + X: PRINT Z1$(1);: POKE 36,28 + X: PRINT Z1$(2)
2180 POKE 36,0 + X: PRINT H$: PRINT :PS = LL:L = 4: FOR I = 1 TO N: GOSUB 560:SZ =
FN B(SZ): IF P0 = 1 THEN 2182
2182 IF Z1$ = "V" THEN D(I,2) = 0
```

```

2184 IF Z1$ = "P" THEN D(I,1) = 0
2190 POKE 36,0 + X: PRINT I;: POKE 36,9 + X: PRINT SZ;: POKE 36,20 + X: PRINT
D(I,1);: POKE 36,30 + X: PRINT D(I,2): NEXT I: IF P0 = 0 THEN 2220
2200 PRINT :P0 = 0:X = 0: PRINT
2210 PRINT QQ$
2220 IF PEEK (34) > 0 THEN POKE 34,0
2223 PRINT "NOTE:  PROCESSED DATA
2224 PRINT "=====": PRINT
2225 PRINT ID$: PRINT
2230 PRINT "-----"
2240 PRINT "CHANNEL : SIZE : DIFF : DIFF : DIFF : CUM : CUM : CUM "
2250 PRINT "      :      : VOL% : POP  : POP%  : VOL%  : POP  : POP%"
2260 PRINT "-----"
2270 FOR I = 1 TO N
2272 IF Z1$ = "V" THEN PPP(I) = 0:P1(I) = 0:P2(I) = 0:D1(I) = 0
2274 IF Z1$ = "P" THEN V(I) = 0:C1(I) = 0
2280 S1 = 9 - LEN ( STR$ (I)):S2 = 11 - LEN ( STR$ (SZ(I))):S3 = 11 - LEN ( STR$
(V(I))):S4 = 12 - LEN ( STR$ (PPP(I))):S5 = 11 - LEN ( STR$ (P1(I))):S6 =
2290 PRINT I; SPC( S1);SZ(I); SPC( S2);V(I); SPC( S3);PPP(I); SPC( S4);P1(I); SPC(
S5);C1(I); SPC( S6);P2(I); SPC( S7 - 4);D1(I)
2299 NEXT I: PRINT : PRINT : PRINT : PRINT D$;"PR#0"
2300 FK$ = EL$ + " " + O$:Z8$ = MID$ (Z$,2)
2301 FU$ = "SAMPLE NO. = " + Z8$ + " " + DI$ + " " + EQ$
2302 IF YU$ = "Y" THEN GOTO 2304
2303 GOTO 2330
2304 PRINT D$ = CHR$ (4)
2305 PRINT D$;"OPEN SEDSET "Z8$;","D1"
2306 PRINT D$;"WRITE SEDSET "Z8$
2307 PRINT N
2308 PRINT FU$
2309 PRINT FK$
2310 FOR I = 1 TO N

```

```
2311 PRINT SZ(I) / 1000;";";V(I)
2318 NEXT I
2319 PRINT D$;"CLOSE SEDSET "Z8$
2320 PRINT
2325 PRINT D$;"PR#0": GOTO 2420
2330 IF Z$ = "Y" THEN PRINT : PRINT D$;"PR#1": GOTO 2110
2340 GOTO 2320
2350 PRINT : PRINT D$;"PR#1":P0 = 1:X = 20: GOTO 2170
2360 GOTO 2370
2370 PRINT
2380 HOME : PRINT H$: PRINT : PRINT TAB( 15)"START UP": PRINT : PRINT H$:
PRINT
2390 PRINT
2400 GOTO 2840
2410 GOTO 1500
2420 HOME : PRINT H$: PRINT : PRINT TAB( 12)"STATISTICS MENU": PRINT : PRINT
H$: PRINT
2430 PRINT : PRINT : IF Z1$ = "V" THEN GOSUB 710: GOTO 2450
2440 PRINT : PRINT : IF Z1$ = "P" THEN GOSUB 730
2450 IF YY$ < > "Y" THEN 2560
2460 HOME : PRINT H$: PRINT : PRINT TAB( 13)" GRAPHICS " : PRINT : PRINT H$
2470 PRINT D$;"PR#1": PRINT CHR$( 12): PRINT D$;"PR#0"
2480 FOR Z = 1 TO 6
2490 IF G(Z) = 0 THEN 2530
2500 IF Z > 7 THEN 2610
2510 IF Z = 7 THEN RETURN
2520 GOSUB 1130
2530 NEXT Z
2540 QC = 0
2550 PRINT D$;"PR#1": PRINT CHR$( 12): PRINT D$;"PR#0"
2555 Q9 = 0:V5 = 0
2560 NEXT Z3
```

```
2570 HOME : VTAB 15: HTAB 10: PRINT "PLEASE STAND BY"
2580 PRINT D$;"RUN CHELLO,D1"
2590 HTAB KK: PRINT "DIFFERENTIAL VOLUME HISTOGRAM": RETURN
2600 HTAB KK: PRINT "DIFFERENTIAL POPULATION HISTOGRAM": RETURN
2610 HTAB KK: PRINT "CUMULATIVE VOLUME CURVE": RETURN
2620 HTAB KK: PRINT "CUMULATIVE POPULATION CURVE": RETURN
2630 HTAB KK: PRINT "OVERLAY VOLUME GRAPH": RETURN
2640 HTAB KK: PRINT "OVERLAY POPULATION GRAPH": RETURN
2650 HOME : VTAB (10): PRINT TAB( 6)Z1$(I1);" DATA IS ALL ZEROS "
2660 VTAB (12): HTAB (6): PRINT "PLEASE CHECK DATA FILES"
2670 REM
2680 REM *****
2690 REM     OVERLAP ROUTINE
2700 REM *****
2710 REM
2720 INPUT "HOW MANY TUBES DO YOU WANT TO OVERLAP ";Z6
2730 IF Z6 > 4 THEN PRINT "MAX OF 4 TUBES PLEASE ": GOTO 2720
2740 FOR Z1 = 1 TO Z6
2750 PRINT "INPUT TUBE # ";Z1;" LETTER ";; INPUT L$(Z1)
2760 IF Z1 = 1 THEN GOTO 2780
2770 IF ASC (L$(Z1)) < ASC (L$(Z1 - 1)) THEN PRINT "TUBES MUST BE IN
INCREASING ORDER ": GOTO 2740
2780 NEXT Z1
2790 PRINT "INPUT START FILE # AND FINISH FILE # ";; INPUT Z4,Z2
2800 F = 5:P = 10: REM     P=LIMIT PERCENT
2810 HOME : PRINT "VOLUME OR POPULATION (V/P) ";; GET Z1$
2812 PRINT
2814 IF Z1$ = "V" THEN I1 = 1
2816 IF Z1$ = "P" THEN I1 = 2
2820 IF Z1$ = "V" OR Z1$ = "P" THEN GOTO 151
2830 GOTO 2800
2840 FOR Z3 = Z4 TO Z2
```

```

2850 HOME : PRINT "SAMPLE OF SMALLEST GROUP IS ";S$ = L$(1) + STR$(Z3):
PRINT S$
2860 GOSUB 620
2870 IF Z1$ = "V" THEN I1 = 1
2880 IF Z1$ = "P" THEN I1 = 2
2890 IF T(I1) = 0 THEN 2650
2900 SL = LL:OC = 0: FOR I = 1 TO N:C(I) = D(I,I1): NEXT I
2910 FOR Z1 = 2 TO Z6
2920 PRINT "SAMPLE OF NEXT LARGEST TUBE IS ";S$ = L$(Z1) + STR$(Z3): PRINT
S$
2930 IF S$ = "0" THEN 3340
2940 GOSUB 620
2950 IF Z1$ = "V" THEN I1 = 1
2960 IF Z1$ = "P" THEN I1 = 2
2970 IF T(I1) = 0 THEN 2650
2980 PS = SL: IF OC > 0 THEN N = OC
2990 FOR I = 1 TO N: GOSUB 560: IF FN B(SZ) = FN B(LL) THEN 3020
3000 NEXT I
3010 PRINT "OVERLAP ERROR": GOTO 21400
3020 I4 = I
3025 F = 5
3030 OF = 0:PF = 0:AF = 0:J = 1:X = 0: FOR I = I4 TO I4 + 10: IF D(J,I1) = 0 THEN 3100
3035 IF C(I) = 0 THEN F = X: GOTO 3090
3040 PF = OF:OF = D(J,I1) / C(I): IF PF = 0 THEN 3100
3050 IF OF < = PF + P / 100 * PF THEN 3080
3060GOTO 3030
3140 Q9 = FN B(Q9): PRINT : PRINT "OVERLAP FACTORS FAIL AT ";Q9;" PERCENT":
PRINT "YOUR LIMIT IS ";P;" PERCENT": PRINT : PRINT
3220 RETURN
3225 REM      ◊◊◊◊◊◊◊◊◊◊
3230 FOR I = 1 TO 16
3234 C(I) = C(I) * AF
    
```



```
3236 NEXT I
3240 J = 1: FOR I = I4 TO Z
3250 IF C(I) = 0 AND D(J,I1) = 0 THEN 3290
3260 XP = ABS (C(I) - D(J,I1)): IF YP = 0 THEN 3280
3270 IF XP > = YP THEN 3290
3280 X = J:Y = I:YP = XP
3290 J = J + 1: NEXT I
3300 N = Y + 16 - X
3310 X = X + 1:Y = Y + 1: FOR J = X TO 16
3320 C(Y) = D(J,I1):Y = Y + 1: NEXT J:OC = N
3330 NEXT Z1
3340 N = OC: FOR I = 1 TO N:D(I,I1) = C(I)
3350 IF I1 = 1 THEN D(I,I1) = INT (D(I,I1) * 100 + .5) / 100
3360 IF I1 = 2 THEN D(I,I1) = INT (D(I,I1))
3370 NEXT I: GOSUB 570:LL = SL: HOME
3380 PRINT
3385 IF Z1$ = "V" THEN DD$ = "VOLUME "
3387 IF Z1$ = "P" THEN DD$ = "POPULATION "
3390 ID$ = DD$ + "OVERLAP FOR SAMPLE # " + STR$ (Z3): PRINT ID$
3400 AP$ = L$(1) + " " + L$(2) + " " + L$(3) + " " + L$(4): PRINT AP$
3410 PRINT "INFORMATION "
3420 PRINT " ";DI$
3430 PRINT " ";EQ$
3440 PRINT " ";EL$
3450 PRINT " ";O$
3500 GOTO 2410
```

